






Kibworth and Smeeton Westerby

Legend

-  Limits to Development HS/8
-  KB/2 (Employment Allocation)
-  Important Open Land HS/9
-  KB/1 (Housing Allocation)
-  Shopping and Business Area SH/1

Please note: The extent of a number of policy areas, such as the Shopping and Business Area, will be reviewed through the Allocations DPD and subject to formal consultation before changes are made.

