

# Harborough District Local Plan: Health Impact Assessment

---



Public Health is a service delivered by Leicestershire County Council

<b>Contents</b>	
<b>Introduction</b>	<b>3</b>
<b>What is a Health Impact Assessment (HIA)?</b>	<b>3</b>
<b>The Importance of the HIA for Harborough District</b>	<b>3</b>
<b>The Wider Determinants of Health</b>	<b>3</b>
<b>The Local Plan and Health</b>	<b>4</b>
<b>Current Context</b>	<b>5</b>
<b>Aims</b>	<b>6</b>
<b>Objectives:</b>	<b>6</b>
<b>Methodology</b>	<b>7</b>
<b>Overview</b>	<b>7</b>
<b>Baseline Health Profile</b>	<b>9</b>
<b>Demography</b>	<b>9</b>
<b>Health Inequalities in Harborough</b>	<b>11</b>
<b>Life Expectancy and Deprivation</b>	<b>12</b>
<b>Employment</b>	<b>14</b>
<b>Behavioural Risk Factors, Illness and Child health</b>	<b>16</b>
<b>Structural and Environmental Factors</b>	<b>39</b>
<b>Community Insights</b>	<b>42</b>
<b>Summary of Findings from the Data Analysis</b>	<b>47</b>
<b>Health Protecting Factors</b>	<b>47</b>
<b>Factors Detrimental to Health</b>	<b>48</b>
<b>Drivers of Health Outcomes</b>	<b>48</b>
<b>Stakeholder Engagement</b>	<b>50</b>
<b>Thematic Analysis of Stakeholder Responses</b>	<b>50</b>
<b>Assessment of Health Impacts</b>	<b>0</b>
<b>Policy SP03: Green and blue Infrastructure Network</b>	<b>0</b>
<b>Policy DN03: Mix of New Homes</b>	<b>5</b>
<b>Policy DN05: Specialist Housing for Older People</b>	<b>17</b>

<b>Policy DN06: Gypsy and Traveller and Travelling Show People Accommodation.....</b>	<b>34</b>
<b>Policy SP09: Development in the Countryside (Residential).....</b>	<b>50</b>
<b>Policy SP10: Green Wedges .....</b>	<b>62</b>
<b>Policy IN01: Community Facilities.....</b>	<b>75</b>
<b>Policy IN02: Open space and Playing Pitches.....</b>	<b>84</b>
<b>Policy DS01: Design .....</b>	<b>94</b>
<b>Policy DS02: Managing Transport Impacts.....</b>	<b>105</b>
<b>Policy DS03: Green Infrastructure.....</b>	<b>113</b>
<b>Recommendations and Mitigation Measures .....</b>	<b>119</b>
<b>Policy SP03: Green and blue Infrastructure Network .....</b>	<b>120</b>
<b>Policy DN03: Mix of New Homes .....</b>	<b>122</b>
<b>Policy DN05: Specialist Housing for Older People.....</b>	<b>125</b>
<b>Policy DN06: Gypsy and Traveller and Travelling Show people Accommodation.....</b>	<b>128</b>
<b>Policy SP09: Development in the Countryside (Residential).....</b>	<b>131</b>
<b>Policy SP10: Green Wedges .....</b>	<b>134</b>
<b>Policy IN01: Community Facilities.....</b>	<b>136</b>
<b>Policy IN02: Open space and Playing Pitches.....</b>	<b>139</b>
<b>Policy DS01: Design .....</b>	<b>141</b>
<b>Policy DS02: Managing Transport Impacts.....</b>	<b>144</b>
<b>Policy DS03: Green Infrastructure.....</b>	<b>146</b>
<b>Conclusion.....</b>	<b>148</b>

## Introduction

Welcome to the Health Impact Assessment (HIA) for Harborough District's Local Plan. This document is designed to explore and highlight the potential health impacts of the Local Plan on the community, providing insights and recommendations to ensure that health and wellbeing are at the forefront of planning decisions.

### What is a Health Impact Assessment (HIA)?

A Health Impact Assessment (HIA) is a practical approach used to evaluate how a proposed policy, program, or project might affect the health of a population, especially vulnerable or disadvantaged groups. It helps decision-makers understand the health implications of their actions and provides recommendations to maximise positive health outcomes while minimising any negative effects.

#### HIA can contribute to improved health by:

- Raising awareness among decision-makers of the relationship between health and the physical, social and economic environments.
- Demonstrating how a proposal may affect the health of a population.
- Providing recommendations or measures on how a proposal could be modified to increase opportunities for health gain and reduce chances of health loss.

#### HIA contributes to better decision-making by:

- Following a clear, transparent process.
- Ensuring conclusions and recommendations are evidence based.
- Helping those affected by the proposal to participate.

### The Importance of the HIA for Harborough District

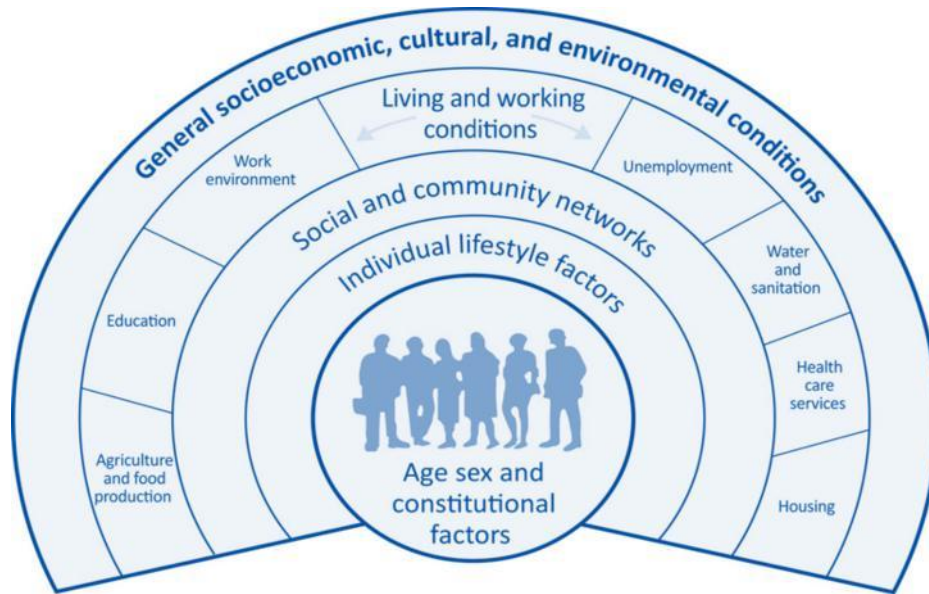
The Local Plan for Harborough District outlines the future development of the area, including housing, transportation, and access to services. It shapes how communities will grow and change over time. Because these changes can significantly impact public health, conducting an HIA ensures that health considerations are integrated into the planning process.

### The Wider Determinants of Health

Health is influenced by a range of social, economic, and environmental factors known as the wider determinants of health (Figure 1). These include:

- Social factors: such as education, employment, and social support.
- Economic factors: including income and access to resources.

- Environmental factors: like housing quality, air quality, and access to green spaces.



**Figure 1: Wider Determinants of Health**

Understanding these determinants helps us identify how different aspects of the Local Plan can affect health outcomes.

## The Local Plan and Health

The National Planning Policy Framework (NPPF) emphasises the need for planning policies that support healthy lifestyles and address local health and wellbeing needs. The Local Plan for Harborough District has the potential to influence many determinants of health. For example:

- **Housing:** Ensuring quality, affordable housing can reduce health inequalities.
- **Transportation:** Promoting active travel (walking and cycling) can improve physical and mental health.
- **Green spaces:** Providing accessible parks and recreational areas supports physical activity and mental wellbeing.

By embedding health considerations into the Local Plan, we can create a healthier, more sustainable environment for everyone in Harborough District.

## Case Study: How do the Social Determinants of Health Impact Health Through Planning?

Background: In this mock scenario, Rivertown, a suburban area, plans a new development project on a large greenfield site. The project includes residential housing, a shopping complex, and leisure facilities. The objective is to provide affordable housing, improve local infrastructure, and create community spaces.

Social Determinants of Health in Action:

- **Housing Quality:** The development ensures high-quality, affordable housing, reducing overcrowding and improving living conditions, which directly impacts physical and mental health.
- **Transportation:** By integrating extensive walking and cycling paths, the project promotes active travel, reducing reliance on cars and encouraging physical activity.
- **Access to Services:** The shopping complex includes healthcare facilities, grocery stores, and other essential services, making them easily accessible and reducing the need for long commutes.
- **Green Spaces:** The inclusion of parks and recreational areas provides spaces for exercise, relaxation, and community gatherings, enhancing social support networks and mental wellbeing.

**Outcomes:** The Rivertown project demonstrates how thoughtful planning, considering social determinants of health, can lead to a healthier, more connected community. Residents experience improved physical health due to increased activity levels, better mental health from enhanced social interactions and access to nature, and overall improved quality of life.

## Current Context

The COVID-19 pandemic highlighted and exacerbated existing health inequalities. People living in deprived areas have been more affected by the virus and its economic impact. At the same time, there's been a growing appreciation for local green spaces and the benefits of walking and cycling. The HIA aims to capitalize on these insights and others, ensuring that future developments enhance public health and reduce inequalities.

In summary, this HIA for Harborough District's Local Plan seeks to ensure that the health and wellbeing of the community are considered in planning decisions. By doing so, we aim to create a healthier, more equitable environment for everyone in the district.

## Aims

- The primary aim of the Health Impact Assessment is to evaluate and ensure that the Harborough District Local Plan positively contributes to public health by identifying potential health impacts, promoting health equity, and integrating health considerations into planning decisions to enhance the well-being of all residents, particularly vulnerable and disadvantaged group.

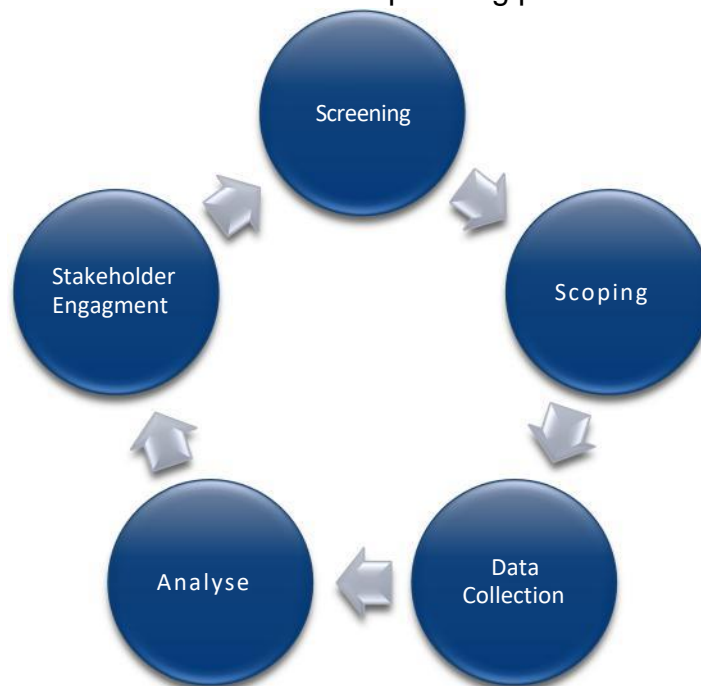
## Objectives:

- For the assessment to identify health impacts, both positive and negative, resulting from the Local Plan, focusing on different demographics and geographic areas within Harborough District. This will involve collaborating with various stakeholders, including healthcare professionals and local authorities' partners, to gather the necessary data and insights.
- To provide recommendations for modifying the Local Plan to maximise health benefits and minimise any adverse effects. This will ensure that health considerations are integrated into the planning process, with specific attention given to addressing health inequalities and supporting vulnerable groups. The recommendations will be developed in consultation with stakeholders and based on evidence gathered during the assessment.
- To engage a wide range of stakeholders throughout the HIA process, ensuring that their perspectives and concerns are incorporated into the assessment. This engagement will help to create a transparent and inclusive process, fostering greater community involvement and ownership of the Local Plan's health outcomes. This objective will be ongoing throughout the duration of the assessment, with regular updates and opportunities for feedback provided to all stakeholders.
- To include a thorough literature review of relevant policies and an extensive data collection process. This will involve gathering information from a broad range of public health indicators to identify both health-harming and health-protecting factors in Harborough. By reviewing existing research and local health data, the assessment will ensure that the Local Plan is informed by the most up-to-date and comprehensive evidence. This objective will be completed by March 2024, ensuring that all relevant data is considered in the final assessment.
- To provide recommendations related to monitoring and evaluation where possible, suggesting key elements to monitor and evaluate throughout the implementation of the Local Plan. This will ensuring ongoing positive health outcomes and address any emerging negative impacts.

# Methodology

## Overview

This Health Impact Assessment (HIA) was conducted to evaluate how Harborough District's Local Plan might affect people's health. The HIA was conducted on a sample of emerging planning policies that were identified as being the most related to health and wellbeing. We followed a step-by-step process (Figure 1) to ensure a thorough and effective assessment. The key steps included screening, scoping, data collection, analysis, and engaging with stakeholders. Below Figure 1 is a detailed breakdown of what we did in each stage and the outcome. This process can be seen as a cycle, so each time we complete this process we can adapt to changes in the direction of the local planning process as required.



**Figure 2: Steps of a Health Impact Assessment**

### Screening

Objective: Decide if the HIA is needed and what it should focus on.

- **What We Did:** We held an initial meeting with local stakeholders, such as healthcare professionals, and planning authorities. During this meeting, we discussed the potential health impacts of the Local Plan and identified who might be affected.
- **Outcome:** We concluded that a detailed HIA was necessary due to the significant potential health impacts of the Local Plan.

### Scoping

Objective: Identify the main health issues to assess.

- **What We Did:** We organised a workshop with stakeholders to pinpoint the key health concerns and the groups of people who might be affected. We looked at various factors that influence health, such as housing, transportation, access to services, and environmental quality.
- **Outcome:** We created a detailed plan outlining which health impacts we would study and how we would study them.

## **Data Collection**

Objective: Gather information needed to assess health impacts.

- **Methods:**
  - **Reviewing Existing Research:** We examined studies and reports about how planning and development can affect health.
  - **Collecting Local Data:** We gathered demographic and health information specific to Harborough District from local health departments and national databases.
  - **Talking to People:** We conducted interviews with stakeholders to hear their thoughts and concerns about the Local Plan's health impacts.

## **Analysis**

Objective: Evaluate the potential health impacts.

- **What We Did:**
  - **Qualitative Analysis:** We looked for common themes and insights from the feedback we received from stakeholders and the literature we reviewed. This helped us identify potential health impacts.
  - **Quantitative Analysis:** We used statistical data to measure and compare health outcomes, such as the incidence of certain diseases or access to healthcare services. This helped us understand the magnitude of potential health impacts.

## **Stakeholder Engagement**

Objective: Involve the community and other stakeholders in the HIA process.

- **What We Did:** We held meetings, conducted surveys, and facilitated focus groups with various stakeholders. Their input was crucial in shaping our understanding of the health impacts and ensuring our findings were relevant and accurate.

# Baseline Health Profile

Harborough is a District in the South East of Leicestershire with a population of 97,625, of which 87.6% is White (District Health Profiles, 2024). It covers an area of 59,179 hectares, or 228 square miles, with Market Harborough, Lutterworth and Broughton Astley being the main towns within the District. The District comprises of more than 90 towns and villages of varying sizes (Harborough Corporate Plan, 2021/22).

The Leicestershire Public Health team were able to develop a district-based data sheet which also explores the wider determinants of health in Harborough, the full version of which can be found in appendix A.

## Demography

Between 2011 and 2021, Harborough's population grew by 14.3%, from just under 85,400 to around 97,600. This is the largest population increase in the East Midlands during this period, from just under 85,400 in 2011 to around 97,600 in 2021.

Geographically, Harborough is located south of Leicester and is bordered by Blaby, Oadby and Wigston, Leicester, Charnwood, Melton, Rutland, North Northamptonshire, West Northamptonshire, and Rugby.

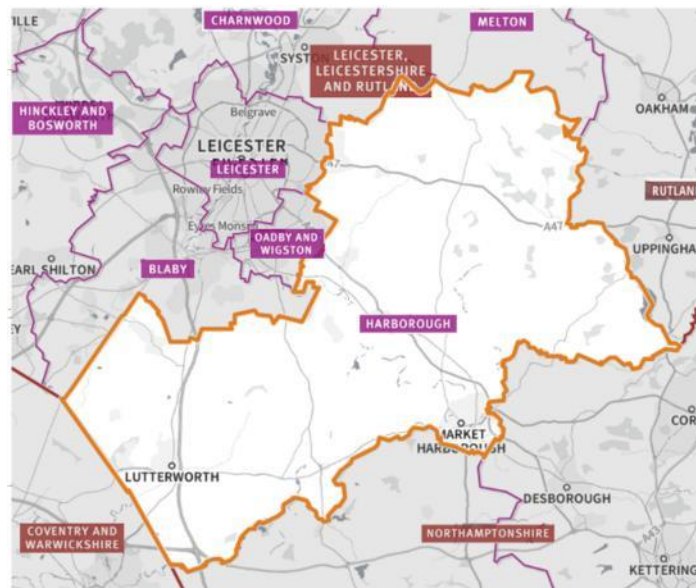
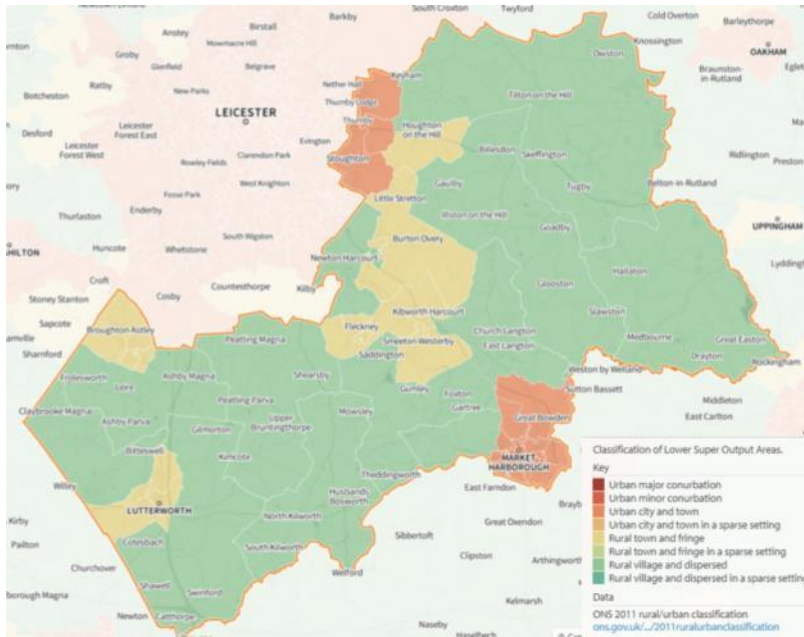


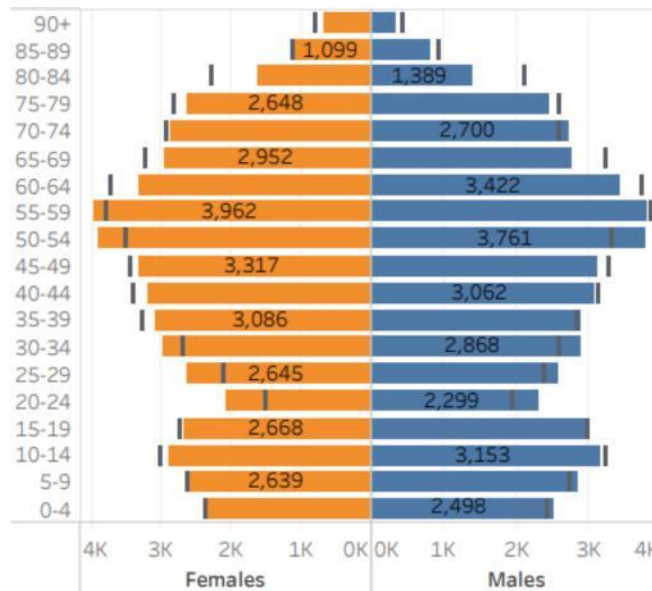
Figure 3: A Map of Harborough within Leicestershire

It is a largely rural District, and whilst this means that residents may have easier access than some to green spaces it can also mean that some experience higher levels of social and physical isolation, especially where public transport or other infrastructure is less readily available.



**Figure 4: The Rural and Urban Classification across LSOAs in Harborough**

Alongside most areas in England, population estimates show an ageing population in the area with increases of 51% in the size of the over 65 population by 2040. This is higher than projections for the County overall at 43%.



**Figure 5: The Population of Harborough and Projected Growth by Age and Sex**

## Health Care in Harborough

Healthcare in Harborough District includes:

- 15 GP practices, organised into 4 Primary Care Networks.
- Urgent Care Centres in Lutterworth and Market Harborough.
- 13 pharmacies across the district.
- 2 East Midlands Ambulance Service hubs in Lutterworth and Market Harborough.

The Harborough Community Health and Wellbeing Plan, led by the Leicestershire Clinical Commissioning Group, provides an overview of healthcare distribution in the district.

Employment in Harborough is mainly in the 'Professional, Scientific and Technical', 'Retail', and 'Public Administration and Defence' sectors. The Leicester and Leicestershire Local Enterprise Partnership (LLEP) offers detailed employment information and publishes an Annual Economic Profile, which includes data on resident earnings and workplace earnings in Harborough.

## Health Inequalities in Harborough

The Leicestershire Health Inequalities JSNA highlights groups of the population who are more likely to experience health inequalities. Although a complex picture, the JSNA cites evidence that health inequalities are most common for people who are Bangladeshi, Pakistani or Gypsy & Irish Travellers.

Lutterworth Middle Super Output Area (MSOA) is one of the areas in the County with the highest numbers of people identifying as Gypsy or Irish Travellers and this group is identified with particularly high risk (evidence of years lost from their lives as a result). The most recent Traveller Caravan Count in January 2024 recorded 10 caravans on socially rented sites; 16 caravans on sites with permanent permission; and 151 caravans on Travelling Showpeople yards.

There are also higher numbers of Asian, Black and other ethnic minority groups residing in the north of the district that borders Oadby & Wigston. According to the 2021 census, 5.4% of Harborough residents identified their ethnic group within the "Asian, Asian British or Asian Welsh" category, up from 3.0% in 2011. The 2.4 percentage-point change was the largest increase among high-level ethnic groups in this area. For context, across the East Midlands, the percentage of people from the "Asian, Asian British or Asian Welsh" ethnic group increased by 1.5% from 6.5% to 8.0%, while across England the percentage increased by 1.8% from 7.8% to 9.6%.

Harborough is one of the top 5 constituencies in LLR in terms of the reported number of people that had previously served in the armed forces in the 2021 census. Public services have a duty to Armed Forces families to ensure they are not disadvantaged when accessing services. In

addition, there is evidence that armed forces veterans can be at higher risk of poor mental health and problems such as alcohol misuse when compared to other groups in the population.

### Life Expectancy and Deprivation

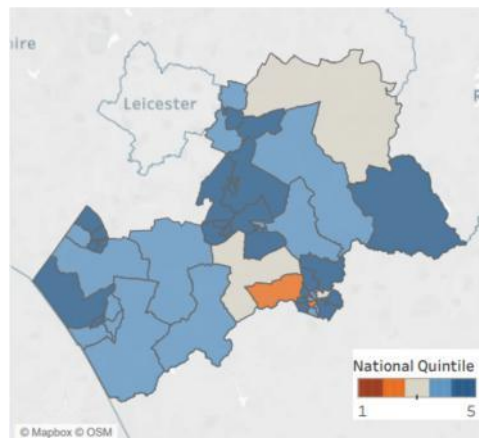
People in Harborough live longer than the average for England, for both men and women (OHID, Public Health Profiles, 2021). This suggests that overall health in Harborough is better than the national average. Life expectancy varies within Harborough: in the most deprived areas, men live 3.8 years less and women live 1.5 years less than those in the least deprived areas.

Indicator	Period	Harborough			East Midlands	England	England		
		Recent Trend	Count	Value	Value	Value	Worst	Range	Best
Life expectancy at birth (Male, All ages)	2022	-	-	81.0	78.9	79.3	73.8		83.8
Life expectancy at birth (Female, All ages)	2022	-	-	84.0	82.7	83.2	79.2		87.0

**Figure 6: Life Expectancy of Residents in Harborough**

Harborough is one of the 20% least deprived areas in England, but about 7.2% of children (around 1,070) live in low-income families. Similarly, 7.2% of older people in Harborough experience income deprivation. Notably, Market Harborough Central is among the 20% most deprived areas in England.


The 2021 Census shows that Lutterworth has the highest proportion of Gypsy or Irish Travellers (1.4%) in Harborough. This community reports significantly worse health than the general population.



**Figure 7: LSOA Map Showing Multiple Index of Deprivation across Leicestershire**

However, to fully understand the health of the population, we need to look closer at the number of healthy years people live and the inequalities that exist. This will be explored further in this and any future Health Impact Assessment (HIA) documents.

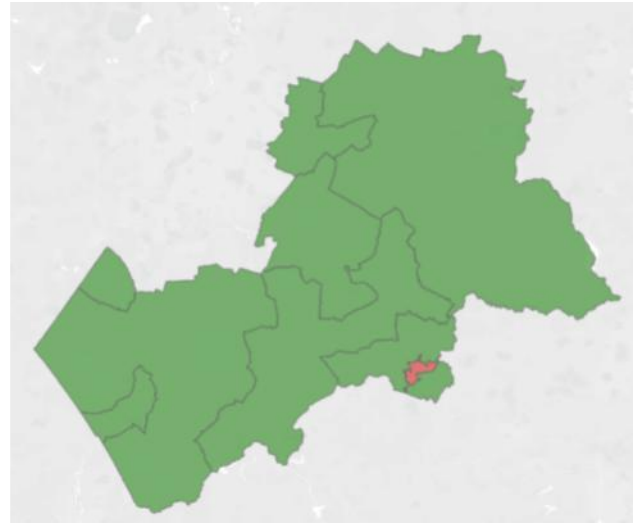
Child poverty in Harborough varies significantly across neighborhoods. Market Harborough Central exhibits the highest level of child poverty, with a rate of 13.4%, which is substantially higher than other areas such as Tilton, Billesdon & Great Easton at 4.7%, and Market Harborough South & Little Bowden at 6.3%. This indicates that Market Harborough Central is facing more severe challenges related to income deprivation among children, which could have long-term impacts on health, education, and overall well-being.



**Figure 8: Child Poverty, Income deprivation affecting children index (IDACI) Persons 2019**

The prevalence of poverty among older people also shows notable variation within Harborough. Market Harborough Central reports the highest rate at 15.7%, which is higher than in other areas like Market Harborough South & Little Bowden (7.8%) and Fleckney, Kilworth & Foxton (9.3%). This suggests that older adults in Market Harborough Central are more likely to experience income deprivation, potentially leading to increased reliance on social services and healthcare resources.

	2019
Broughton Astley	6.0
Dunton Bassett, Claybrooke & Swinford	5.9
Fleckney, Kilworth & Foxton	7.3
Houghton, Thurby & Scraftoft	5.7
Kibworth & Great Glen	6.3
Lutterworth	8.7
Market Harborough Central	15.8
Market Harborough South & Little Bowden	7.1
Market Harborough West, Great Bowden & Lubenham	5.4
Tilton, Billiesdon & Great Easton	5.5



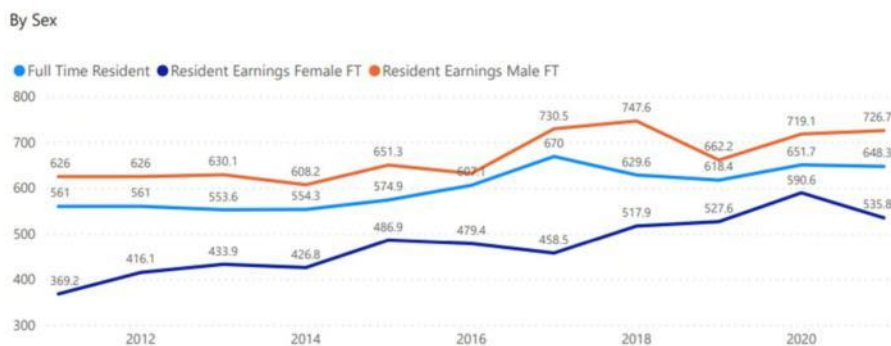
**Figure 9: Older people in poverty: Income deprivation affecting older people Index (IDAOP) Persons 2019**

## Employment

### Resident and Workplace Earnings

In recent years, residents of Harborough have generally earned as much or more than the average earnings in England. However, people working within Harborough earn less than this average, although the difference has been decreasing (based on data before the pandemic). This means that while those who live in Harborough tend to have higher incomes, the jobs located within Harborough pay less on average.

In 2020, there was a significant increase in the number of people claiming unemployment benefits due to the financial impact of the pandemic. While this number has since decreased, it hasn't returned to pre-pandemic levels.



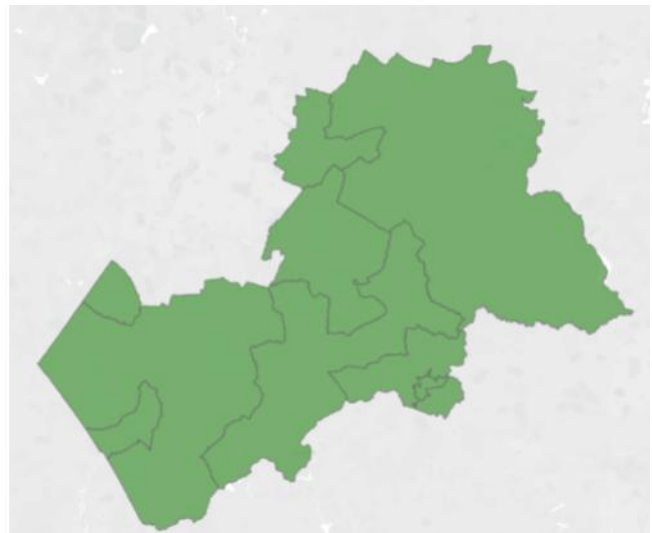
**Figure 10: Earnings of Residents Working Full Time**



**Figure 11: Earnings of those working in Harborough**

Long-term unemployment rates are generally low across Harborough, but again, Market Harborough Central stands out with a slightly higher rate of 0.3 per 1,000 people. Most other areas, such as Tilton, Billesdon & Great Easton, report no significant long-term unemployment. Although the rates are low, the presence of long-term unemployment in Market Harborough Central could signal underlying issues such as a lack of job opportunities or barriers to employment in this area.

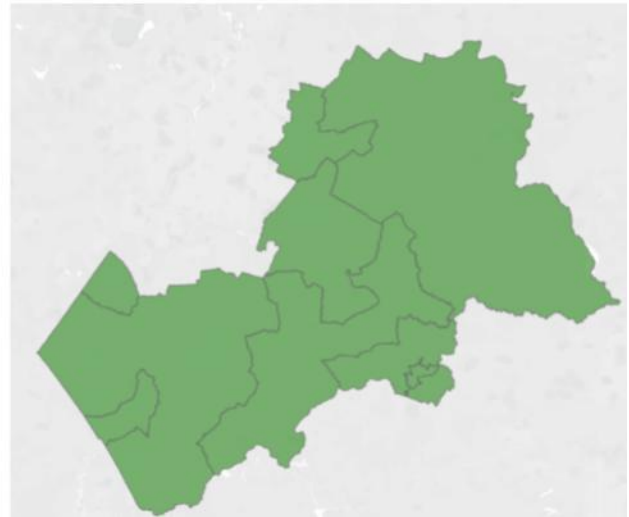
	2021/22
Broughton Astley	0.0
Dunton Bassett, Claybrooke & Swinford	0.1
Fleckney, Kilworth & Foxton	0.7
Houghton, Thurby & Scraptoft	0.0
Kibworth & Great Glen	0.7
Lutterworth	0.8
Market Harborough Central	0.3
Market Harborough South & Little Bowden	0.0
Market Harborough West, Great Bowden & Lubenham	0.0
Tilton, Billesdon & Great Easton	0.0



**Figure 12: Long-Term Unemployment- rate per 1,000 working age population Persons 2021/22**

Unemployment rates in Harborough show some variation, with Market Harborough Central having the highest rate at 3%, compared to lower rates in areas like Market Harborough West, Great Bowden & Lubenham (1.9%) and Tilton, Billesdon & Great Easton (2.1%). This indicates that Market Harborough Central may be experiencing higher levels of economic distress, which could lead to increased demand for employment support services and related interventions.

	2021/22
Broughton Astley	2.0
Dunton Bassett, Claybrooke & Swinford	1.8
Fleckney, Kilworth & Foxton	2.4
Houghton, Thurby & Scraftoft	2.7
Kibworth & Great Glen	2.4
Lutterworth	3.0
Market Harborough Central	3.0
Market Harborough South & Little Bowden	1.9
Market Harborough West, Great Bowden & Lubenham	1.9
Tilton, Billesdon & Great Easton	2.1



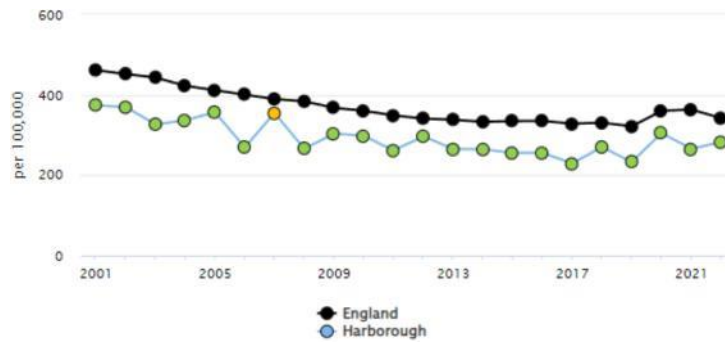
**Figure 13: Unemployment (Percentage of the working age population claiming out of work benefit) Persons 2021/22**

## Behavioural Risk Factors, Illness and Child health

The OHID (2021) public health profiles data helps us understand health risks related to behaviour, illness, injury, and child health in Harborough. The overall health indicators for Harborough have been comprehensively assessed and the measures in this report are chosen to show the health protecting and health harming factors within Harborough, to inform the HIA.

From 2001 to 2022, the under-75 mortality rate in Harborough has experienced a substantial decline. In 2001, the mortality rate was 373.7 deaths per 100,000 population. By 2022, this rate had decreased to 282.8 per 100,000, marking a significant reduction of approximately 24.3% over the 21-year period.

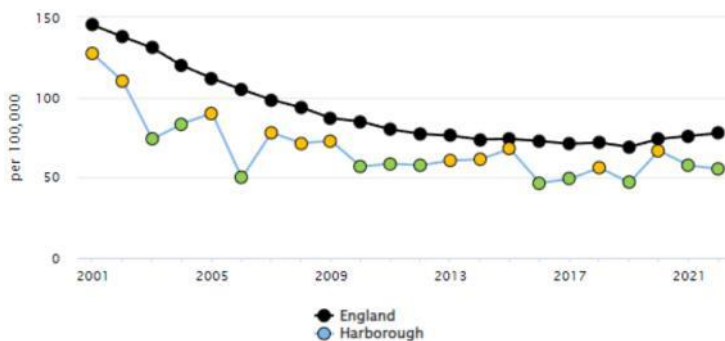
When comparing this to the regional and national averages, Harborough consistently exhibits lower mortality rates than both the East Midlands and England. For instance, in 2022, the mortality rate for the East Midlands was 351.7 per 100,000, and for England, it was 342.3 per 100,000. The persistent lower rates in Harborough suggest that local health interventions and public health policies may be more effective, contributing to better overall health outcomes. Despite the overall positive trend, the recent stabilisation suggests that further reductions may require additional or novel public health strategies.



**Figure 14: Under 75 mortality rate from all causes**

The under-75 mortality rate from circulatory diseases in Harborough has shown a marked improvement from 2001 to 2022. In 2001, the rate was 127.2 per 100,000 population, which declined to 55.5 per 100,000 by 2022, representing a 56.4% reduction over the period. This reduction is indicative of significant advancements in cardiovascular health and effective management of circulatory diseases within the local area.

In comparison to the East Midlands and England, Harborough has consistently maintained lower mortality rates. In 2022, the East Midlands recorded a rate of 79.5 per 100,000, and England reported 77.8 per 100,000. Harborough's favourable positioning relative to these broader averages underscores the success of local health initiatives in addressing and mitigating circulatory health risks. However, as the rate of decline appears to be slowing, continuous evaluation and adaptation of cardiovascular health programs will be essential to sustain this progress.



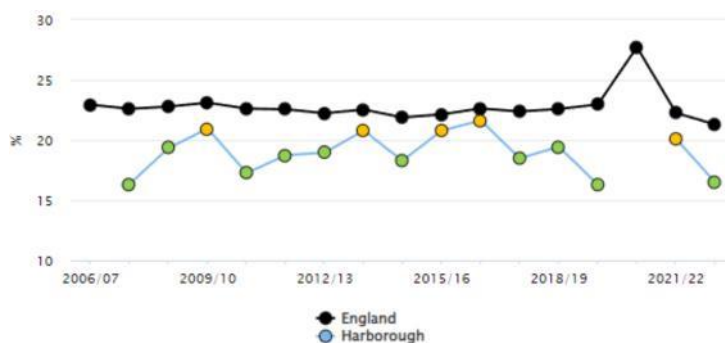
**Figure 15: Under 75 mortality rate from all circulatory diseases**

The prevalence of overweight and obesity among reception-aged children in Harborough has exhibited significant fluctuations over the 17-year period from 2006/07 to 2022/23. Initially, in 2007/08, Harborough recorded a prevalence rate of 16.3%, substantially lower than both the East Midlands (22.2%) and the national average for England (22.6%). This relatively favourable position suggested that the early childhood environment in Harborough was more

conducive to maintaining a healthy weight among young children compared to broader regional and national contexts.

However, the subsequent years saw a marked increase in the prevalence of overweight and obesity among this age group. By 2016/17, the prevalence in Harborough had risen to 21.6%, approaching the regional average of 22.7% and the national average of 22.6%. This upward trend aligns with broader patterns observed across England, where increasing rates of childhood overweight and obesity have become a growing public health concern. The rise in prevalence during these years may be indicative of changing lifestyle factors, including dietary patterns and levels of physical activity, both of which are influenced by the built environment, access to recreational facilities, and the availability of healthy food options.

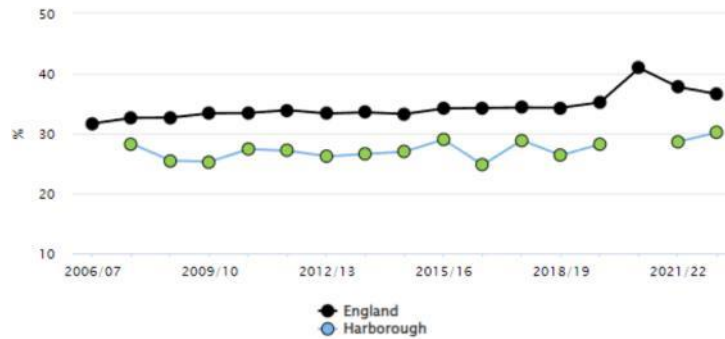
Interestingly, the most recent data for 2022/23 reveals a notable decline in the prevalence of overweight and obesity in Harborough, which dropped to 16.5%. This decrease brings Harborough back in line with its earlier, more favourable position and contrasts sharply with the regional (21.0%) and national (21.3%) figures, which also show a reduction but remain higher than Harborough's rate. The factors contributing to this recent decline may include effective public health interventions, improvements in early childhood education regarding nutrition, and possibly enhanced local planning initiatives that promote active lifestyles among young children and their families.



**Figure 16: Reception prevalence of overweight (including obesity) (4-5 yrs)**

Over the period from 2006/07 to 2022/23, the prevalence of overweight and obesity among Year 6 children in Harborough has increased from 26.4% to 30.2%, representing an increase of 3.8 percentage points. This trend highlights the growing public health challenge of childhood obesity as children age, despite ongoing efforts to curb this issue.

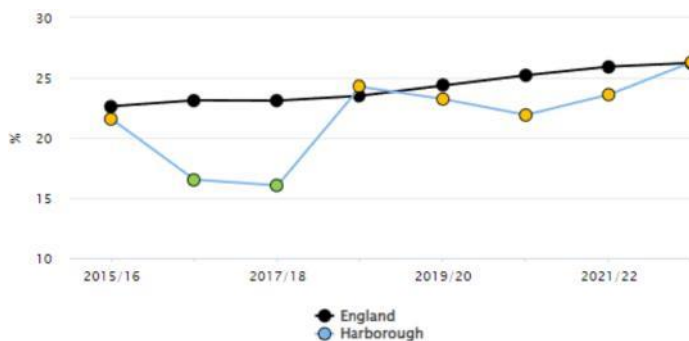
When compared to the East Midlands (36.4%) and England (36.6%) in 2022/23, Harborough's prevalence rate is noticeably lower. This suggests that, while the upward trend is concerning, local strategies may be somewhat mitigating the escalation of obesity rates in children. Continued focus on childhood nutrition and physical activity programs will be crucial to reverse or at least stabilise this trend.



**Figure 17: Year 6 prevalence of overweight (including obesity) (10-11 yrs)**

The adult obesity prevalence in Harborough has shown a slight upward trend from earlier years to 2022/23. In 2022/23, the prevalence rate stood at 26.3%, reflecting a stable, albeit slightly increasing trend over time.

Comparatively, Harborough’s rate is marginally lower than the East Midlands average of 28.4% and aligns closely with the national average of 26.2%. This data indicates that while obesity remains a significant public health concern, Harborough’s efforts in managing adult obesity are on par with national trends and slightly better than regional outcomes. To further reduce obesity rates, continued emphasis on public health interventions focused on diet, exercise, and lifestyle changes will be essential.

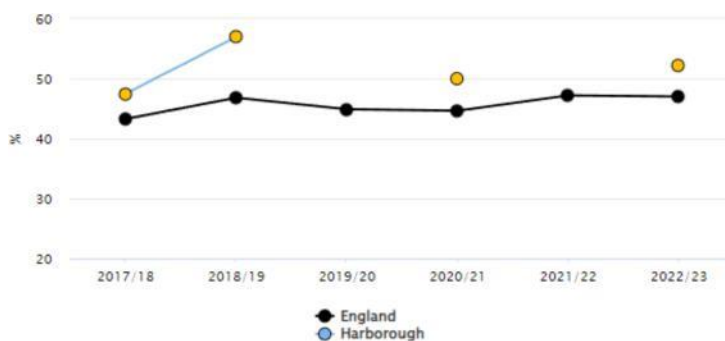


**Figure 18: Obesity prevalence in adults (18+ yrs)**

The proportion of children and young people meeting recommended physical activity levels in Harborough has increased, with the most recent data from 2022/23 indicating a participation rate of 52.2%. This is a positive trend, especially considering that physical activity levels have been a focus of public health initiatives aimed at reducing childhood obesity and improving overall health.

When compared to the East Midlands (49%) and England (47%) in 2022/23, Harborough’s higher participation rate is encouraging, suggesting that local programs promoting physical activity among youth are more effective. This increase of over 2 percentage points from

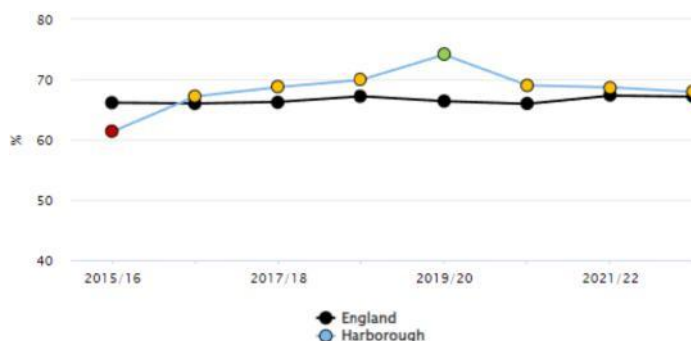
earlier years indicates progress, though continuous efforts will be necessary to sustain and further enhance physical activity levels among young people.



**Figure 19: Percentage of physically active children and young people**

Adult physical activity levels in Harborough have shown a positive trend, with 67.9% of adults meeting the recommended levels of physical activity in 2022/23. This marks an improvement from previous years, highlighting successful local efforts to promote physical activity as part of a healthy lifestyle.

Harborough’s rate is slightly higher than the East Midlands (66.5%) and comparable to England (67.1%), suggesting that local health promotion efforts are yielding favourable outcomes. The continued emphasis on physical activity is crucial for reducing the risk of chronic diseases, improving mental health, and enhancing overall well-being.

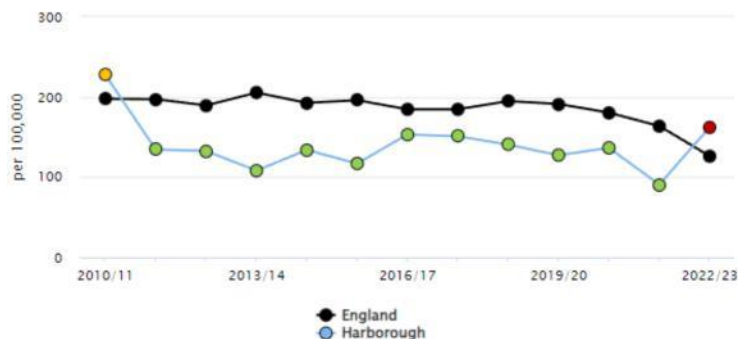


**Figure 20: Percentage of physically active adults (19+ yrs)**

The rate of emergency hospital admissions for intentional self-harm in Harborough has shown variability over the years, with a slight increase to 162.2 per 100,000 population in 2022/23. This represents an increase from earlier periods and indicates an ongoing challenge in addressing self-harm within the community.

Harborough’s rate is higher than the East Midlands (146.2 per 100,000) and significantly higher than England (126.3 per 100,000), suggesting that mental health services and

preventive interventions may need to be intensified to address this critical issue. The increasing trend underscores the importance of targeted mental health support and early intervention strategies to reduce the incidence of self-harm.



**Figure 21: Emergency Hospital Admissions for Intentional Self-Harm**

The data on the percentage of adults consuming five portions of fruits and vegetables per day across districts and boroughs in Leicestershire reveals significant variations in dietary habits within the region. Harborough emerges as the leading area with 39.6% of adults meeting the recommended 5-a-day intake, which is notably higher than the national average of 32.5% for England and the county average of 33.2% for Leicestershire. This suggests that Harborough may have more effective public health initiatives or greater access to fresh produce compared to other regions.

Melton and Hinckley and Bosworth also perform relatively well, with 35.9% and 35.5% of adults, respectively, meeting the 5-a-day recommendation. These figures are above both the national and county averages, indicating that residents in these areas may be more engaged in healthy eating practices. Charnwood follows closely with 34.6%, slightly exceeding the Leicestershire average but remaining below Harborough's leading figure.

On the other end of the spectrum, Oadby and Wigston, and Blaby report the lowest percentages of adults consuming 5-a-day, with only 27.2% and 25.4% respectively. These figures are significantly below both the national and county averages, highlighting potential areas of concern regarding dietary habits in these regions. The lower consumption rates in Oadby and Wigston, and Blaby could reflect challenges such as lower availability of fresh produce, socioeconomic factors, or less effective public health campaigns promoting healthy eating.

North West Leicestershire also reports a lower than average figure, with 31.7% of adults consuming 5-a-day, slightly below the national average but close to the lower end of the range within the county. This indicates that while North West Leicestershire is not performing as poorly as Oadby and Wigston or Blaby, there is still room for improvement.

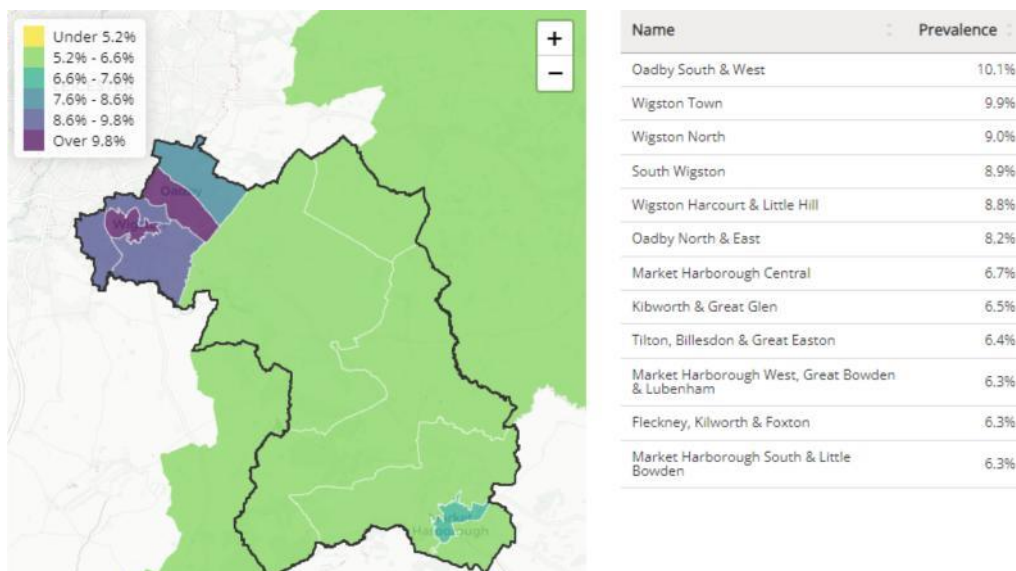
Overall, the data suggests that while certain areas like Harborough are leading the way in healthy eating, there are clear disparities across Leicestershire that may require targeted

public health interventions. Addressing these disparities could involve improving access to affordable fresh **produce, increasing** public awareness campaigns, and supporting local initiatives that encourage healthier eating habits, particularly in districts and boroughs where consumption rates are significantly lower.

Area	Value	95% Lower CI	95% Upper CI
England	32.5	32.3	32.7
Leicestershire	33.2	31.6	34.8
Harborough	39.6	35.2	44.1
Melton	35.9	31.6	40.4
Hinckley and Bosworth	35.5	30.9	40.0
Charnwood	34.6	30.2	39.1
North West Leicestershire	31.7	27.5	36.0
Oadby and Wigston	27.2	23.2	31.1
Blaby	25.4	21.5	29.4

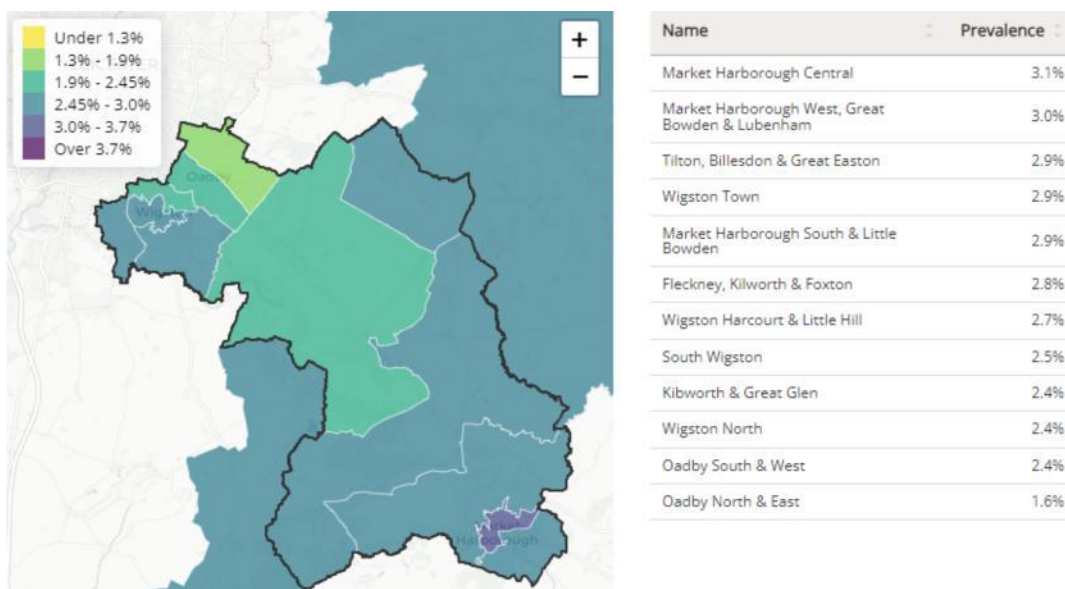
**Figure 22: Percentage of adults consuming 5-a-day by district and borough in Leicestershire**

In Harborough, Market Harborough Central has a diabetes prevalence of 6.7%, which is slightly higher than other areas such as Fleckney, Kilworth & Foxton and Market Harborough South & Little Bowden, both of which have a prevalence of 6.3%. This indicates that Market Harborough Central has a marginally higher burden of diabetes compared to these other neighbourhoods.



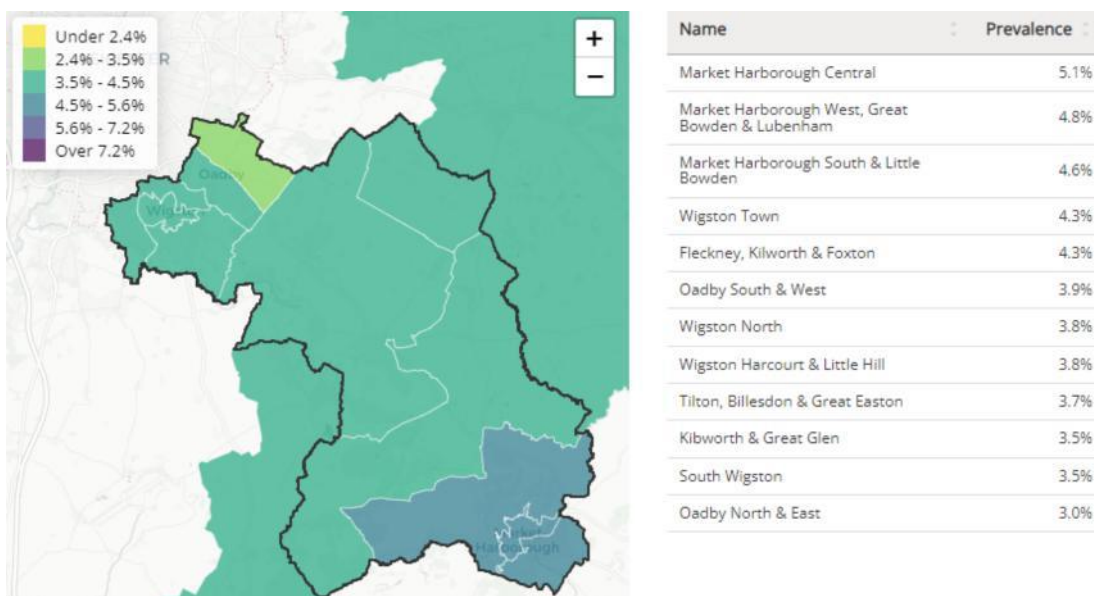
**Figure 23: Diabetes prevalence, 2022/23, data from England’s GP practices published by NHS Digital**

The prevalence of atrial fibrillation varies across Harborough, with Fleckney, Kilworth & Foxton reporting a higher prevalence of 2.8%, compared to Kibworth & Great Glen, where the prevalence is 2.4%. This suggests that Fleckney, Kilworth & Foxton has a slightly higher occurrence of this condition compared to Kibworth & Great Glen.



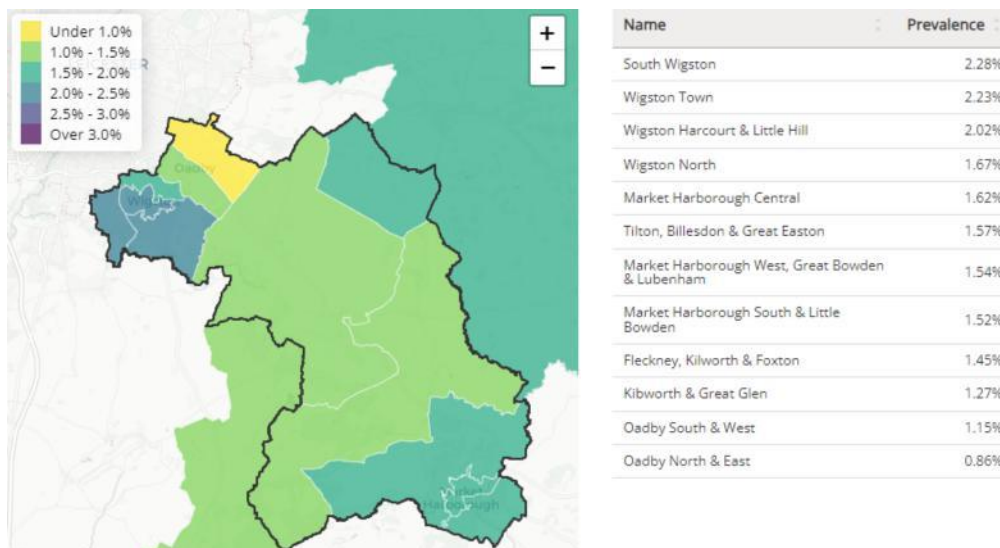
**Figure 24: Atrial Fibrillation prevalence, 2022/23, data from England’s GP practices published by NHS Digital**

Chronic kidney disease shows a minor variation in prevalence within Harborough. Market Harborough Central has a prevalence of 1.17%, slightly higher than Market Harborough West, Great Bowden & Lubenham, where the prevalence is 1.13%. This small difference suggests that Market Harborough Central may experience a slightly higher rate of CKD.



**Figure 25: Chronic Kidney Disease prevalence, 2022/23, data from England’s GP practices published by NHS Digital**

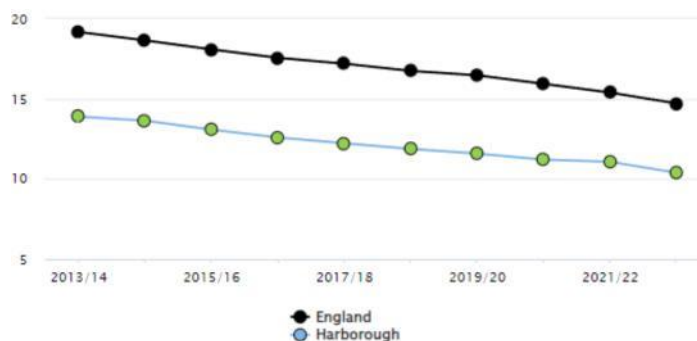
In the context of COPD, Market Harborough Central exhibits a slightly higher prevalence compared to other neighbourhoods within Harborough. This suggests that respiratory issues might be more pronounced in Market Harborough Central than in areas such as Fleckney, Kilworth & Foxton, where the prevalence is generally lower.



**Figure 26: COPD prevalence, 2022/23, data from England’s GP practices published by NHS Digital**

Smoking prevalence among individuals aged 15 and over in Harborough has been on a declining trend, with the most recent data from 2021/22 showing a rate of 12.3%. This decline is part of a broader national trend of reducing smoking rates, likely due to effective public health campaigns and smoking cessation programs.

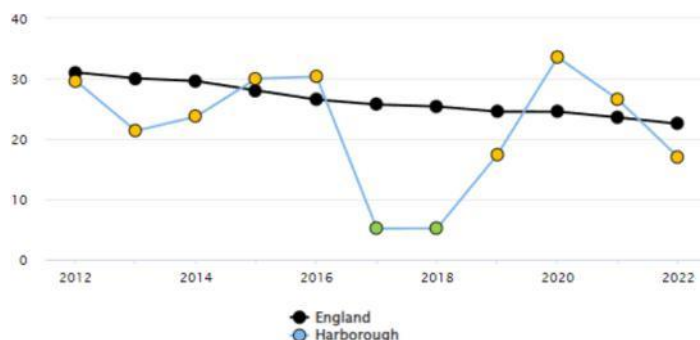
Harborough’s smoking prevalence is notably lower than the East Midlands average of 15.8% and the national average of 15.4%, indicating successful local efforts to curb smoking. The 2.7 percentage point reduction from earlier years demonstrates ongoing progress, though continued efforts will be needed to sustain this downward trend, particularly among younger populations.



**Figure 27: Smoking prevalence in adults (15+) - current smokers (QOF)**

The smoking prevalence among individuals in manual occupations has shown a slight decrease. The most recent data from 2022 indicates a rate of 17% in Harborough. This is a positive development, as manual occupations have traditionally seen higher smoking rates.

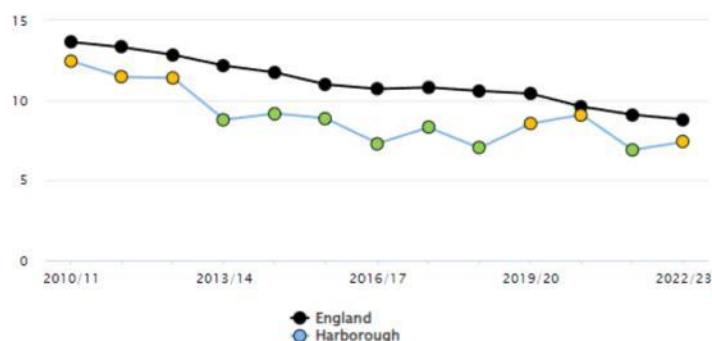
Harborough's rate is lower than both the East Midlands (23.8%) and England (22.5%) averages, reflecting effective local interventions targeting smoking cessation in this higher-risk group. The 6.8 percentage point difference compared to the regional average is significant and suggests that tailored public health strategies are having a positive impact on reducing smoking prevalence among manual workers.



**Figure 28: Smoking prevalence in adults in routine and manual occupations (18-64) - current smokers (APS)**

The dataset for smoking at the time of delivery (SATOD) is incomplete or lacks recent data, making it difficult to assess the current trend. However, in earlier years, a downward trend in SATOD rates was observed, aligning with broader public health efforts to reduce smoking during pregnancy.

Without more recent data, it is challenging to provide a detailed analysis, but historically, Harborough has shown progress in this area, with SATOD rates lower than regional and national averages. Continued efforts in smoking cessation programs targeted at expectant mothers would be essential for maintaining and improving these outcomes.

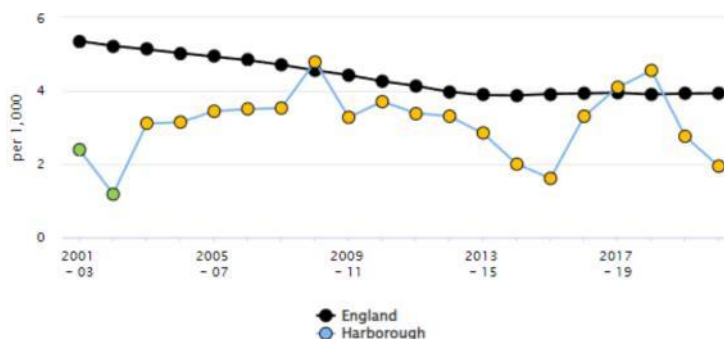


**Figure 29: Smoking status at time of delivery**

The dataset for infant mortality is limited, with no recent data available beyond earlier years. However, historically, Harborough has shown a downward trend in infant mortality rates. For

instance, the rate in 2001/03 was approximately 4.8 deaths per 1,000 live births, which decreased to around 3.5 per 1,000 live births by 2012/14.

While this reduction is modest, it is a positive trend, reflecting improvements in maternal and infant health services. Without more recent data, it's difficult to assess the current situation, but the earlier trends indicate that Harborough was performing well in comparison to regional and national averages. Continued focus on maternal health and early childhood care is essential to sustain and improve these outcomes.



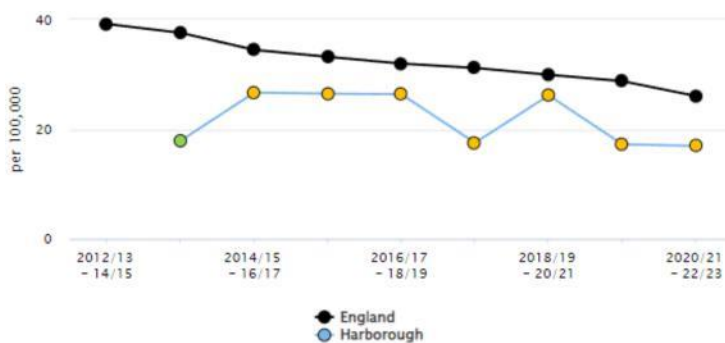
**Figure 30: Infant mortality rate**

The data on admission episodes for alcohol-specific conditions among persons under the age of 18 in Harborough reveals significant fluctuations over the past decade. In the period from 2013/14 to 2015/16, Harborough recorded a relatively low admission rate of 17.9 per 100,000 population, significantly below both the East Midlands average of 34.6 per 100,000 and the national average of 37.6 per 100,000 for England. This suggests that, during these years, Harborough experienced lower levels of alcohol-related harm among young people compared to the broader region and country.

However, the subsequent years saw a noticeable increase in these rates, with the admission rate in Harborough peaking at 26.7 per 100,000 during the 2014/15 to 2016/17 period. This rise brought Harborough's rates closer to the regional and national figures, which also saw a decline but remained higher than those of Harborough. Specifically, the East Midlands had an average of 31 per 100,000, while the national average stood at 34.4 per 100,000 during the same period. This increase suggests that the mid-2010s may have been a period where alcohol misuse among youth in Harborough was more pronounced, potentially due to social, environmental, or economic factors that require further investigation.

More encouragingly, recent data shows a significant decline in alcohol-specific admission rates in Harborough, with the latest figures from 2020/21 to 2022/23 indicating a rate of 17 per 100,000 population. This represents a return to lower levels, with Harborough once again performing better than the East Midlands, which reported a rate of 19.8 per 100,000, and England, which reported 26 per 100,000. The downward trend in recent years suggests that

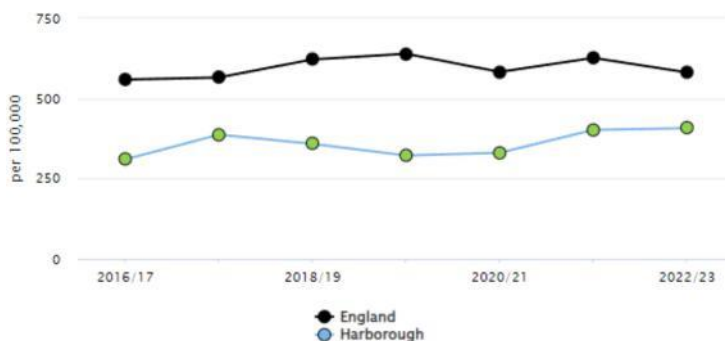
local interventions, such as alcohol education programs, support services for at-risk youth, and community-based prevention efforts, may be yielding positive results.



**Figure 31: Admission episodes for alcohol-specific conditions - Under 18s (Persons)**

The data on hospital admissions for alcohol-related conditions across all ages in Harborough shows a relatively stable trend over time. In 2008/09, the rate was around 500 admissions per 100,000 population. By 2022/23, this rate had decreased slightly to 407 per 100,000.

Comparatively, Harborough's rate in 2022/23 is lower than the East Midlands average of 517 per 100,000 and the England average of 581 per 100,000. This suggests that Harborough has been more effective in managing alcohol-related health issues, though the persistent rates indicate that alcohol misuse remains a public health challenge. Continued efforts to reduce alcohol consumption through education, support services, and policy interventions are critical.

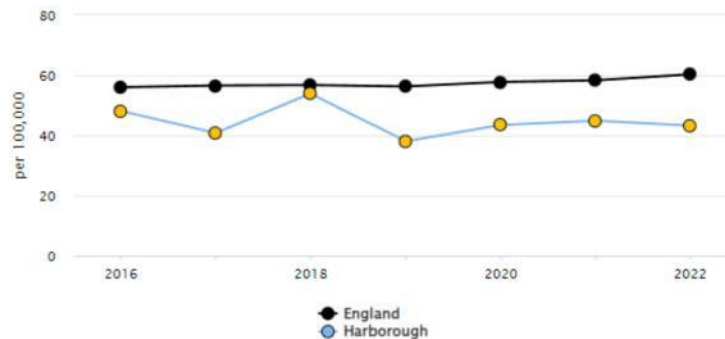


**Figure 32: Admission episodes for alcohol-specific conditions (Persons)**

Alcohol-related mortality among males in Harborough has fluctuated over the years, with the most recent data from 2022 showing a rate of 43.3 per 100,000 population. This rate is significantly lower than the East Midlands average of 64 per 100,000 and the England average of 60.3 per 100,000.

The lower rate in Harborough suggests that local interventions aimed at reducing alcohol consumption and related harm among men are relatively effective. However, given that

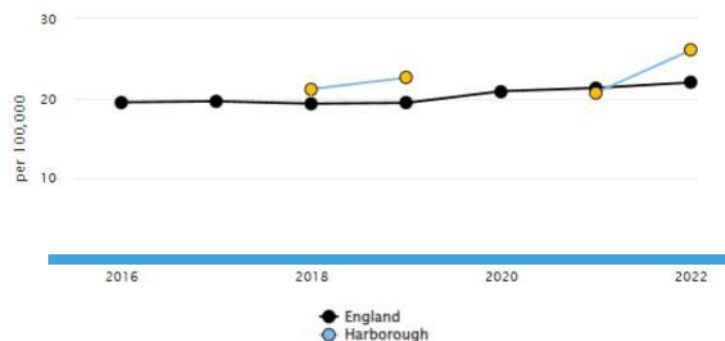
alcohol-related mortality is still a significant contributor to premature death, continued focus on reducing alcohol misuse through targeted health campaigns and support services is crucial.



**Figure 33: Alcohol-related mortality (Male)**

The most recent data for 2022 shows that alcohol-related mortality among females in Harborough is 26.1 per 100,000 population. This rate is higher than the East Midlands average of 24.3 per 100,000 but lower than the England average of 22 per 100,000.

While Harborough’s rate is slightly higher than the regional average, it indicates that alcohol-related mortality remains a concern among women in the area. The data suggests a need for continued and possibly enhanced public health efforts to address alcohol-related issues among females, particularly considering the complex social and health factors that contribute to alcohol misuse.

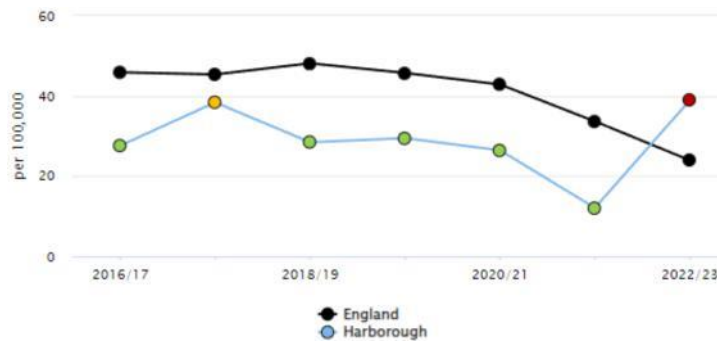


**Figure 34: Alcohol-related mortality (Female)**

Alcohol-related intentional self-poisoning in Harborough has been a significant concern, with the most recent data from 2022/23 showing a rate of 38.9 per 100,000 population. This rate is higher than both the East Midlands (27.8 per 100,000) and England (23.9 per 100,000) averages.

The high rate of self-poisoning indicates a need for targeted mental health interventions, particularly those addressing substance abuse. The data underscores the importance of

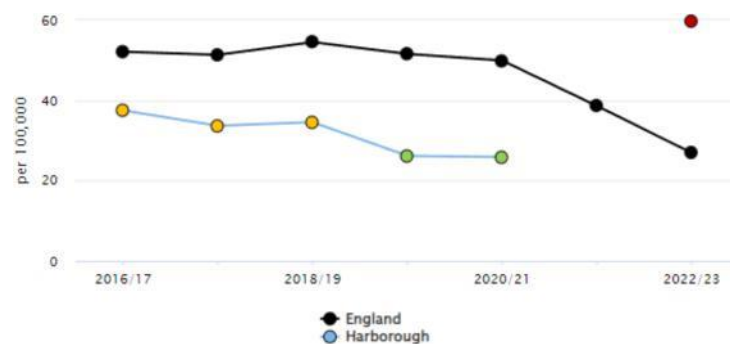
integrated care approaches that combine mental health services with substance misuse support to reduce the incidence of self-harm related to alcohol.



**Figure 35: Admission episodes for intentional self-poisoning by and exposure to alcohol (Narrow) (Persons)**

The rate of alcohol-related intentional self-poisoning among females in Harborough is alarmingly high, with the 2022/23 data showing a rate of 59.7 per 100,000 population. This figure is significantly above the East Midlands average of 30.6 per 100,000 and the England average of 26.9 per 100,000.

This data highlights a severe public health issue in Harborough, suggesting that females in the area are at a particularly high risk of alcohol-related self-harm. Addressing this issue will require a comprehensive approach that includes increased access to mental health services, targeted alcohol interventions, and community-based support programs aimed at vulnerable populations.



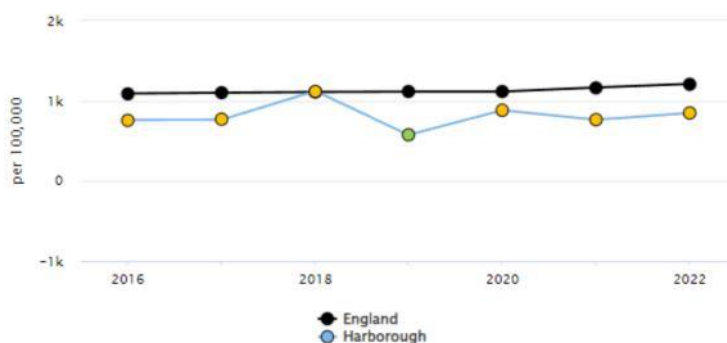
**Figure 36: Admission episodes for intentional self-poisoning by and exposure to alcohol (Narrow) (Female)**

The data on potential years of life lost (PYLL) due to alcohol-related conditions among males in Harborough from 2016 to 2022 highlights fluctuations in alcohol-related mortality. In 2016, Harborough recorded 761 PYLL per 100,000 male population, which was lower than the East Midlands and national averages. The most significant spike occurred in 2018, when the PYLL rate in Harborough rose to 1,120, exceeding regional and national figures. This suggests a particularly challenging year for alcohol-related mortality in the area.

Despite this spike, Harborough saw a sharp decline to 574 PYLL in 2019, the lowest in the dataset, indicating temporary improvements in reducing alcohol-related deaths. By 2022, the PYLL had increased again to 847, still lower than the regional average of 1,319 and the national average of 1,211. This relatively lower burden suggests that Harborough may benefit from effective local public health measures or lower overall alcohol consumption.

The fluctuations underscore the importance of targeted interventions. The spike in 2018 highlights the need for ongoing evaluation and adaptation of public health strategies. Enhancing access to mental health and addiction services, regulating alcohol availability, and creating supportive environments can further reduce the burden of alcohol-related mortality in Harborough.

In conclusion, while Harborough has faced challenges, it generally experiences a lower PYLL due to alcohol-related conditions compared to regional and national averages. Sustained efforts in public health and urban planning are crucial to maintaining and improving these outcomes.



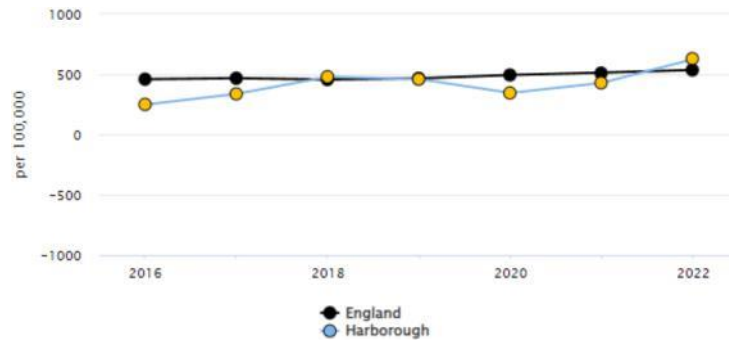
**Figure 37: Potential years of life lost (PYLL) due to alcohol-related conditions (Male)**

The data on potential years of life lost (PYLL) due to alcohol-related conditions among females in Harborough from 2016 to 2022 reveals a troubling upward trend. In 2016, the PYLL rate was 248 per 100,000 female population, significantly lower than the East Midlands and national averages. However, by 2018, the PYLL in Harborough had risen sharply to 479, surpassing the national average for the first time. This spike suggests an increase in alcohol-related mortality among females, likely driven by worsening alcohol consumption or socio-economic factors.

Despite a slight decline in 2020, the PYLL rate surged again, reaching 625 in 2022, the highest recorded during this period. This rate now exceeds both the East Midlands average of 607 and the national average of 536, indicating a worsening public health issue in Harborough. The consistent rise in PYLL suggests that alcohol-related mortality among women is becoming increasingly severe, requiring urgent public health interventions.

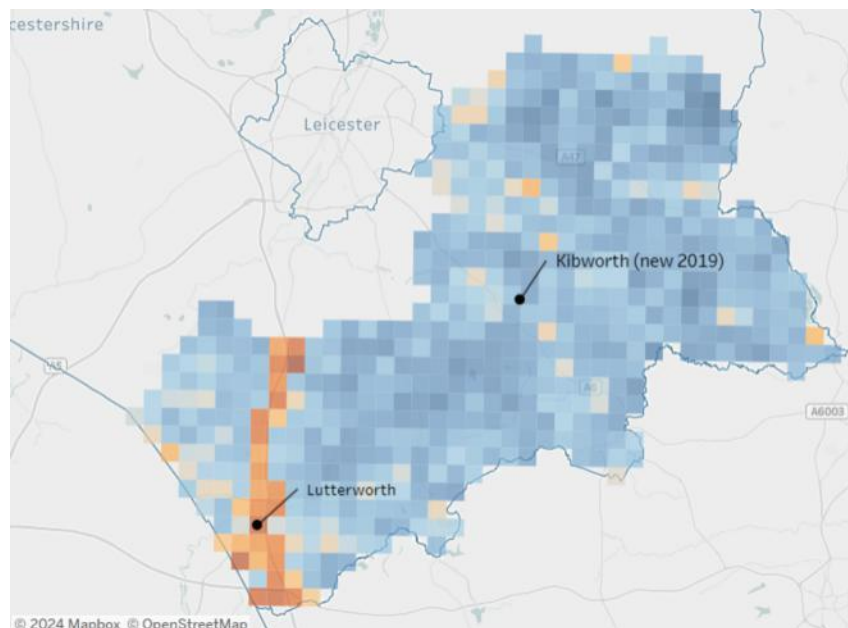
Comparatively, while Harborough's PYLL rate was initially much lower than regional and national figures, it has now surpassed both. This shift underscores the need for targeted actions, such as improved access to alcohol treatment services and gender-specific health campaigns. Additionally, urban planning measures that limit alcohol availability could help mitigate this trend.

In summary, the rising PYLL due to alcohol-related conditions among females in Harborough highlights an escalating public health challenge. Immediate and sustained efforts are necessary to reverse this trend and reduce alcohol-related mortality among women in the community.

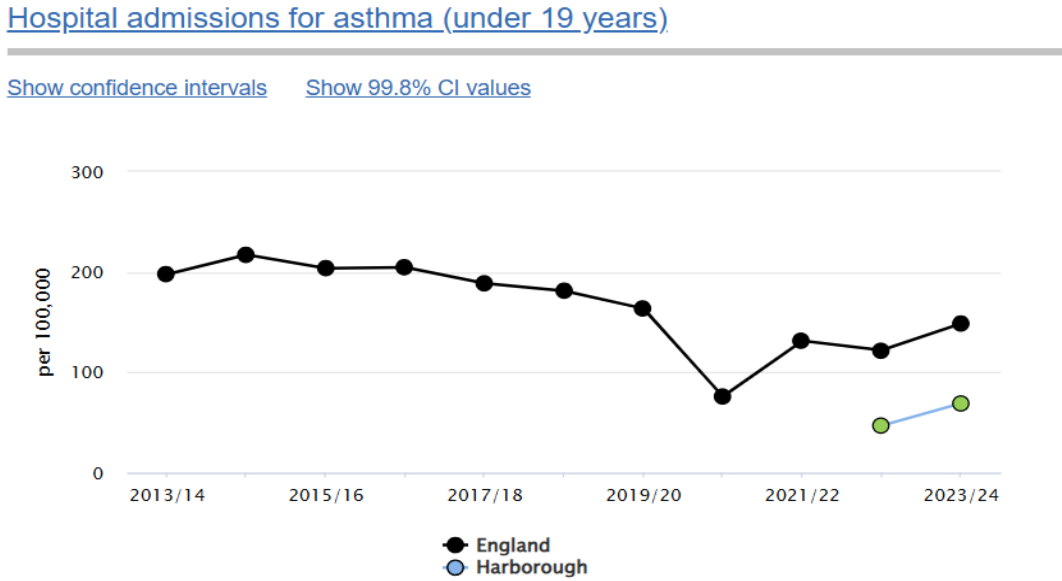


**Figure 38: Potential years of life lost (PYLL) due to alcohol-related conditions (Female)**

The air quality for Harborough is shown below, with higher levels in some parts, mainly in the Lutterworth area. Information from Inhale Fingertips data shows rates of hospital admissions in under 19 year olds for Harborough and for England overall for 2022/2023 and 2023/2024. The number of hospital admissions in Harborough was 47.0 per 100.00 in 2022/2023, which increased to 69.2 per 100,00 in 2023/24. However, the rates are lower than the England value of 122.2 per 100.000 in 2022/23 and 148.6 per 100,00 in 2023/24.



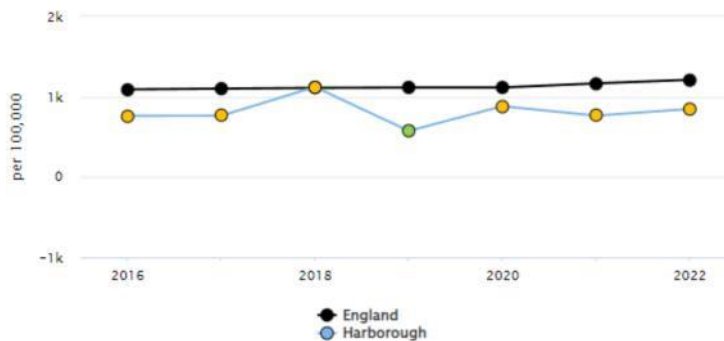
**Figure 39: Air Quality Map for Harborough (PM 10) (2018/19)**



**Figure 40: Hospital admissions for Asthma (under 19 years)**

The suicide rate among persons aged 10 and over in Harborough, as recorded in the most recent data from 2020-2022, is 8.8 per 100,000 population. This rate is slightly lower than the East Midlands average of 10.4 per 100,000 and the England average of 10.3 per 100,000.

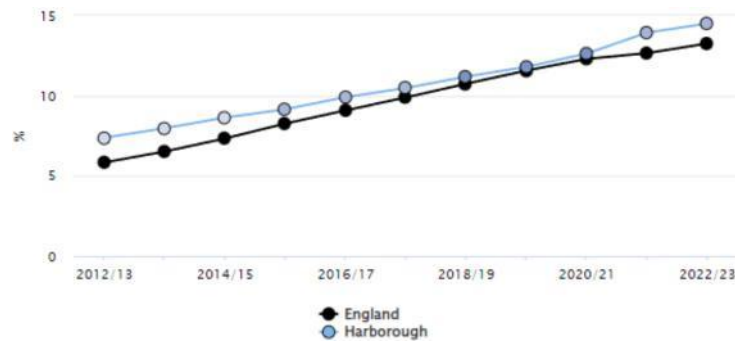
The relatively lower suicide rate in Harborough compared to regional and national averages suggests that local mental health support services may be more effective, but suicide remains a critical public health issue. Continued efforts to provide accessible mental health care, reduce stigma, and offer crisis intervention services are crucial for maintaining and improving these outcomes.



**Figure 41: Suicide rate (Persons, 10+ yrs)**

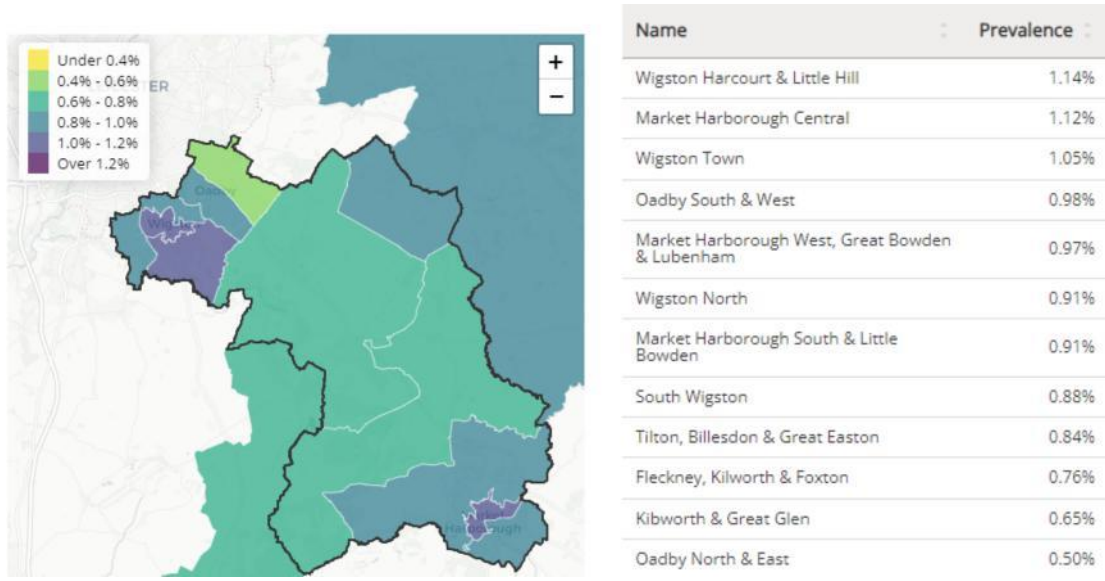
The prevalence of depression among adults (aged 18+) in Harborough has increased over time, with the most recent data from 2022/23 indicating a prevalence rate of 14.5%. This is slightly higher than the East Midlands average of 13.9% and the England average of 13.2%.

The rising prevalence of depression reflects broader trends of increasing mental health challenges, possibly exacerbated by recent global events such as the COVID-19 pandemic. The data suggests that Harborough may need to enhance its mental health services and community support systems to address the growing demand for depression-related care and support.



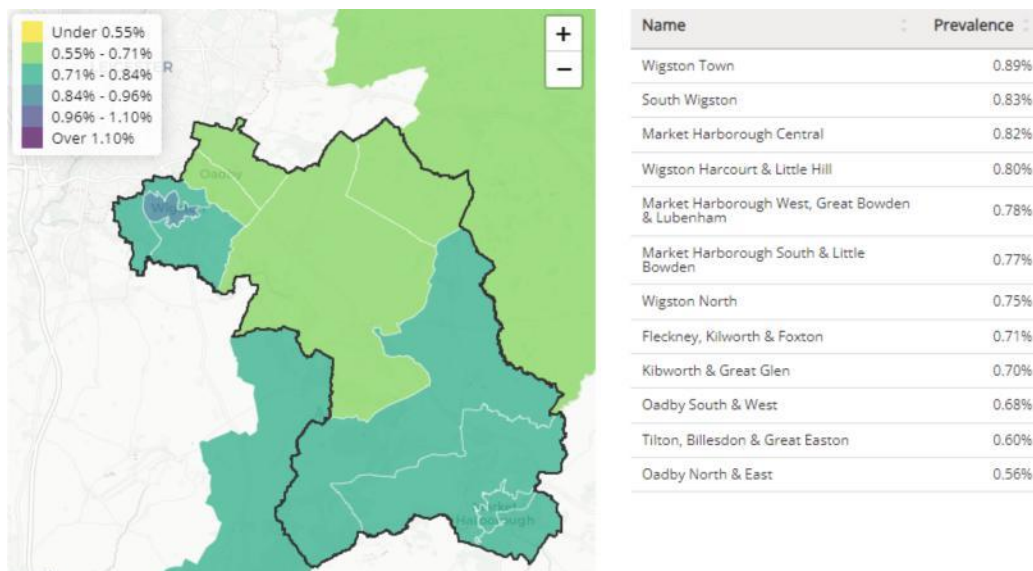
**Figure 42: Depression: QOF prevalence (18+ yrs)**

Dementia prevalence in Harborough is notably higher in Market Harborough Central compared to other neighbourhoods. For instance, while Market Harborough Central shows a higher rate, Market Harborough West, Great Bowden & Lubenham, and Kibworth & Great Glen generally report lower rates. This highlights Market Harborough Central as having a more significant dementia burden.



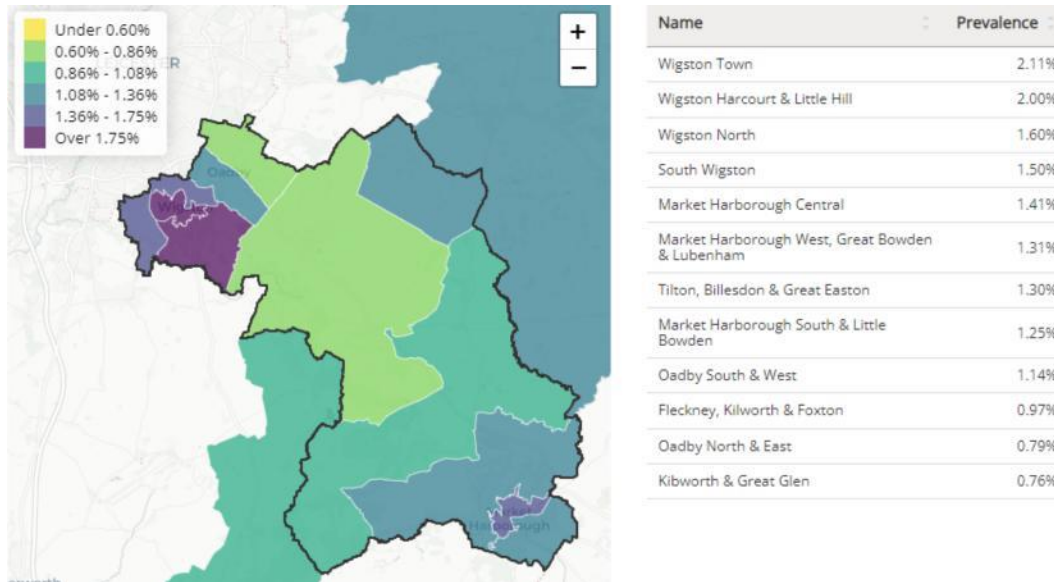
**Figure 43: Estimated Dementia prevalence, 2022/23, data from England’s GP practices published by NHS Digital**

Epilepsy prevalence is relatively uniform across Harborough, with only slight differences between neighbourhoods. For example, Market Harborough Central and Fleckney, Kilworth & Foxton have comparable rates, suggesting a fairly even distribution of epilepsy cases throughout the district.



**Figure 44: Estimated Epilepsy prevalence, 2022/23, data from England’s GP practices published by NHS Digital**

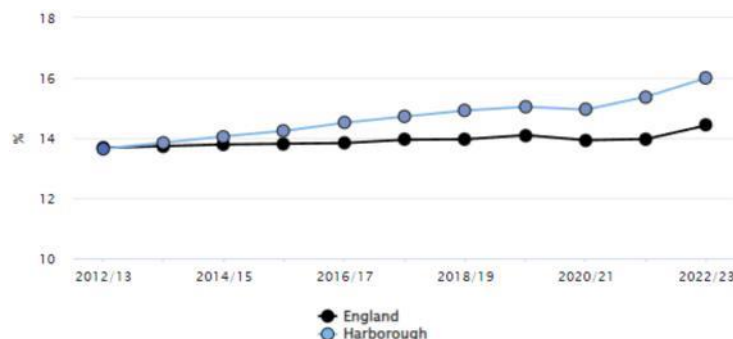
Heart failure prevalence in Harborough shows that Market Harborough Central has a slightly elevated rate compared to other neighbourhoods such as Market Harborough West, Great Bowden & Lubenham. Market Harborough Central may have a marginally higher burden of cardiovascular issues.



**Figure 45: Estimated Heart Failure prevalence, 2022/23, data from England’s GP practices published by NHS Digital**

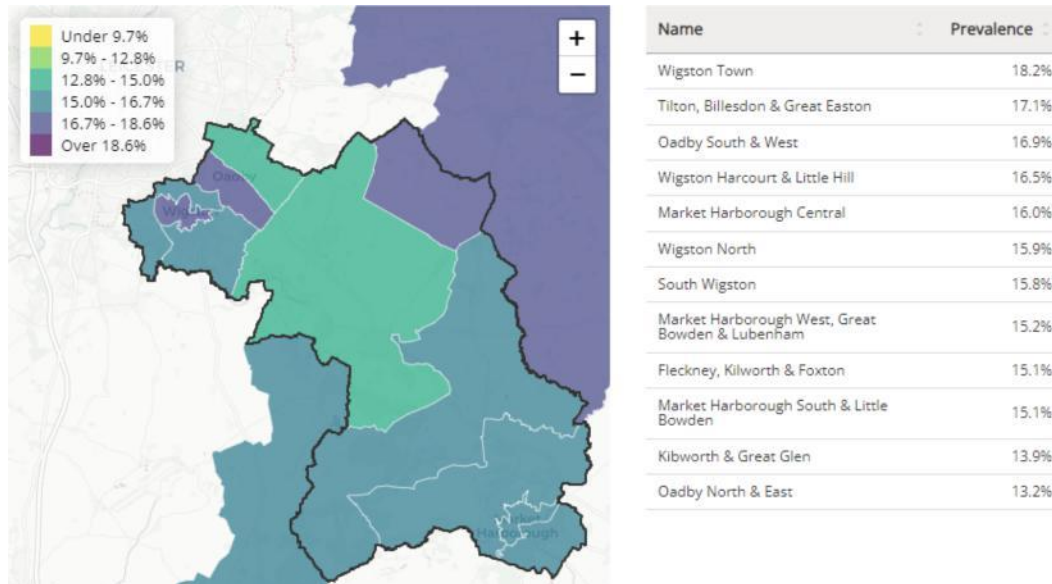
The prevalence of hypertension in Harborough has shown an increasing trend, with the most recent data from 2022/23 reporting a prevalence rate of 16%. This is higher than the East Midlands average of 15.4% and the England average of 14.4%.

The increase in hypertension prevalence suggests that more individuals in Harborough are being diagnosed with high blood pressure, a significant risk factor for cardiovascular diseases. This trend indicates a need for enhanced public health campaigns focusing on lifestyle modifications, early detection, and effective management of hypertension to prevent associated complications.



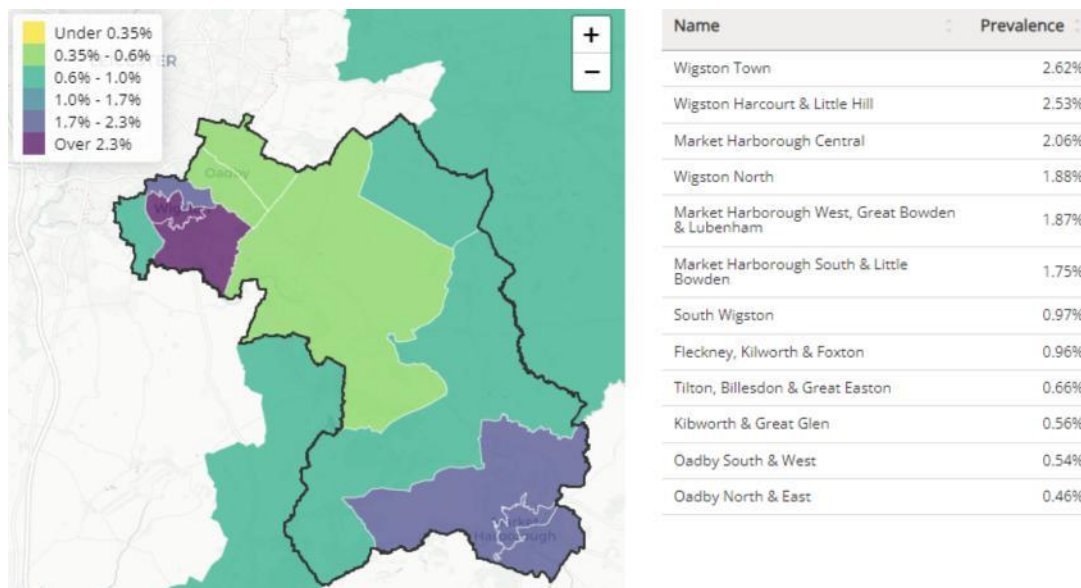
**Figure 46: Hypertension: QOF prevalence (all ages)**

Hypertension prevalence varies significantly across Harborough. Tilton, Billesdon & Great Easton has the highest prevalence at 17.1%, followed closely by Wigston Harcourt & Little Hill at 16.5% and Market Harborough Central at 16.0%. In contrast, Kibworth & Great Glen reports the lowest prevalence at 13.9%, indicating that hypertension is less common in Kibworth & Great Glen compared to the other mentioned areas.



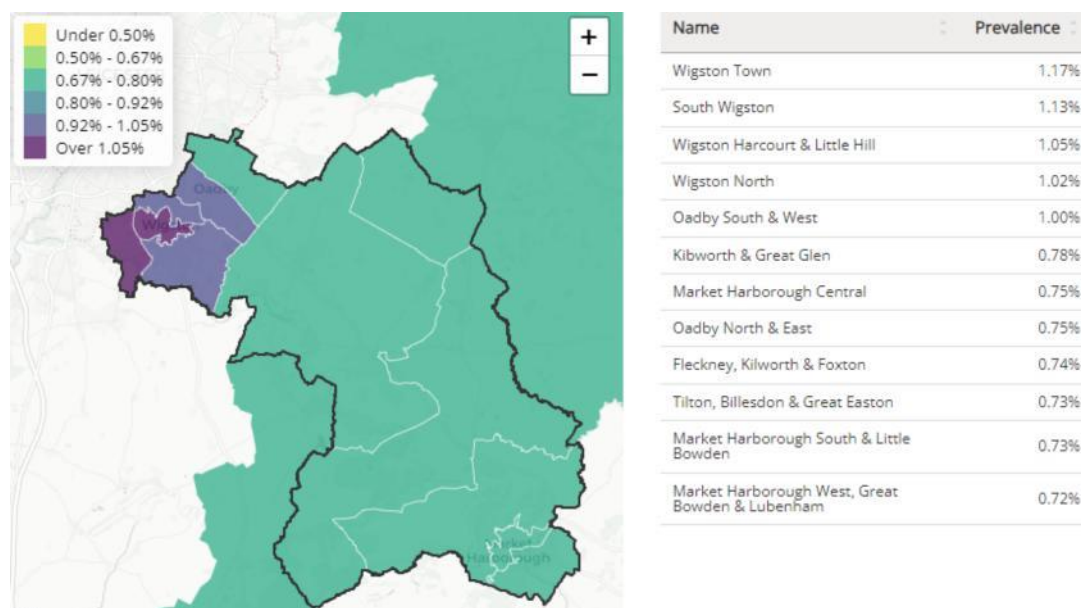
**Figure 47: Estimated Hypertension prevalence, 2022/23, data from England’s GP practices published by NHS Digital.**

Osteoporosis prevalence across Harborough is generally consistent, with slight variations. Market Harborough Central, for example, may show a slightly higher rate compared to neighborhoods like Fleckney, Kilworth & Foxton. These differences, while small, indicate that certain areas might have a slightly higher need for osteoporosis-related healthcare services.



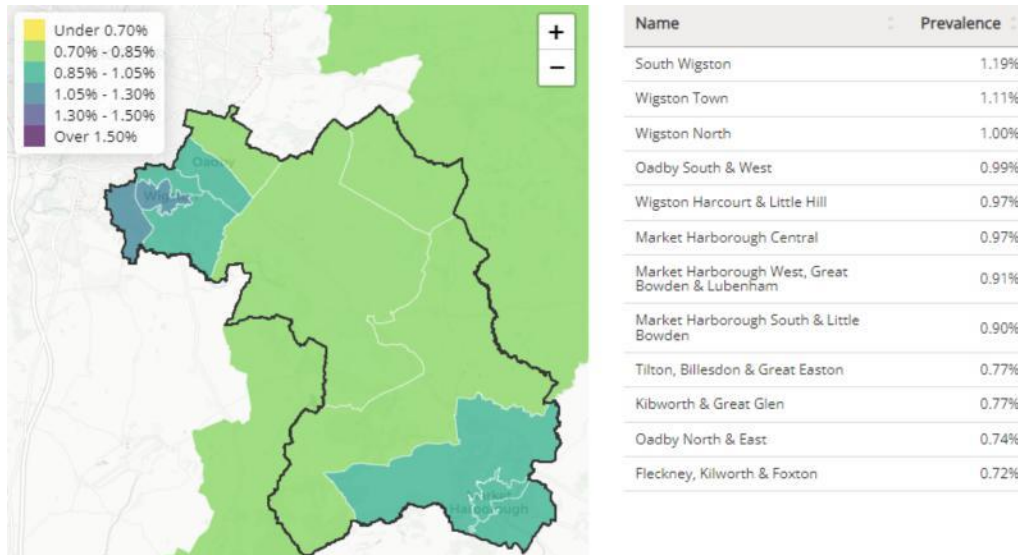
**Figure 48: Estimated Osteoporosis prevalence, 2022/23, data from England’s GP practices published by NHS Digital.**

Rheumatoid arthritis prevalence is fairly consistent across Harborough, with areas such as Market Harborough Central and Fleckney, Kilworth & Foxton showing similar rates. This suggests that rheumatoid arthritis is evenly distributed across the district, with no area standing out as particularly more affected than others.



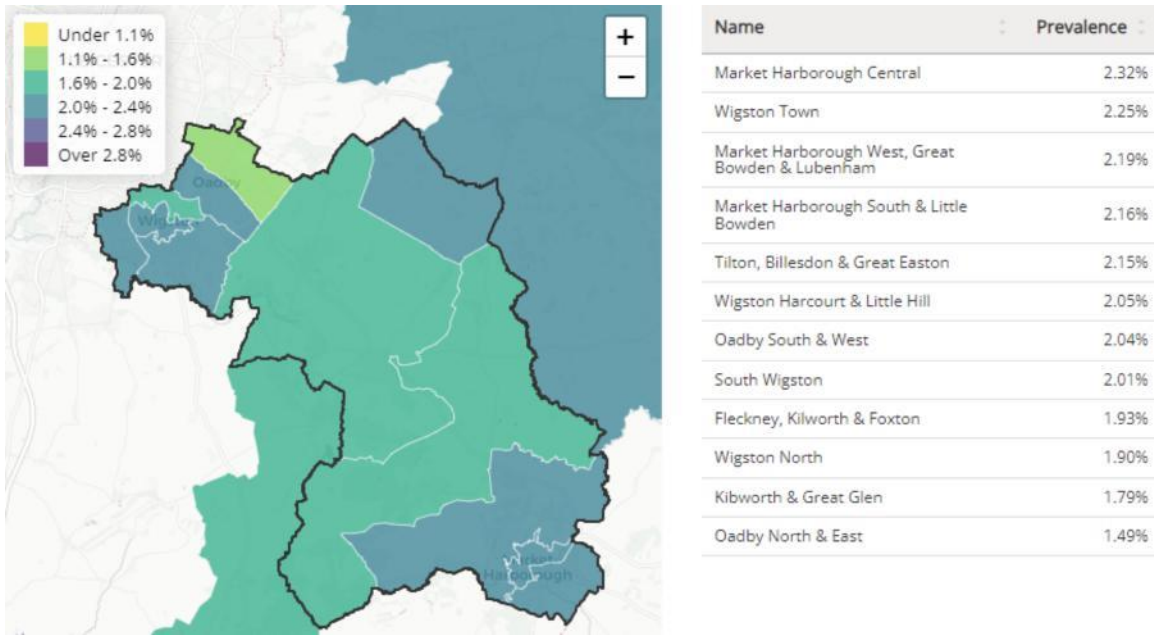
**Figure 49: Estimated Rheumatoid Arthritis prevalence, 2022/23, data from England’s GP practices published by NHS Digital.**

In Harborough, the prevalence of serious mental health conditions such as schizophrenia, bipolar disorder, and psychosis is somewhat higher in Market Harborough Central compared to neighborhoods like Kibworth & Great Glen. This indicates that Market Harborough Central may have a greater need for mental health services.



**Figure 50: Estimated schizophrenia, bipolar disorder and psychoses in neighbourhoods overlapping Harborough, Oadby and Wigston, 2022/23, data from England’s GP practices published by NHS Digital.**

The prevalence of stroke and ischaemic attacks is slightly higher in Market Harborough Central compared to other neighbourhoods like Market Harborough West, Great Bowden & Lubenham. This suggests that Market Harborough Central may have a marginally higher risk of stroke-related health issues.



**Figure 51: Estimated prevalence of stroke or transient ischaemic attack in neighbourhoods overlapping Harborough, Oadby and Wigston, 2022/23, data from England’s GP practices published by NHS Digital.**

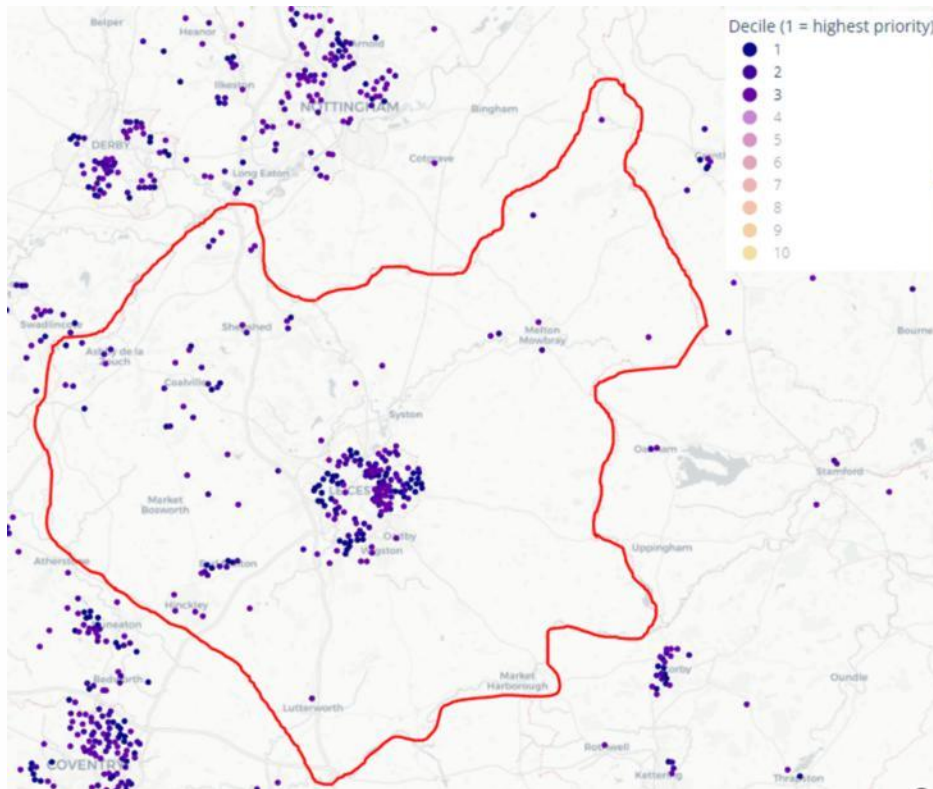
### Structural and Environmental Factors

The most recent data from 2021/22 shows that Harborough has 0.6 licensed premises to sell alcohol per 1,000 population, which is lower than the East Midlands average of 0.9 and the England average of 1.3.

This lower density of alcohol-licensed premises could suggest fewer opportunities for alcohol consumption in public venues, which may contribute to the relatively lower rates of alcohol-related harm observed in some of the previous datasets. However, it’s important to consider that this data point alone does not capture the full scope of alcohol availability and consumption patterns in the area. Further research into private consumption and other alcohol access points would provide a more comprehensive understanding.



**Figure 52: Number of premises licensed to sell alcohol per square kilometre**



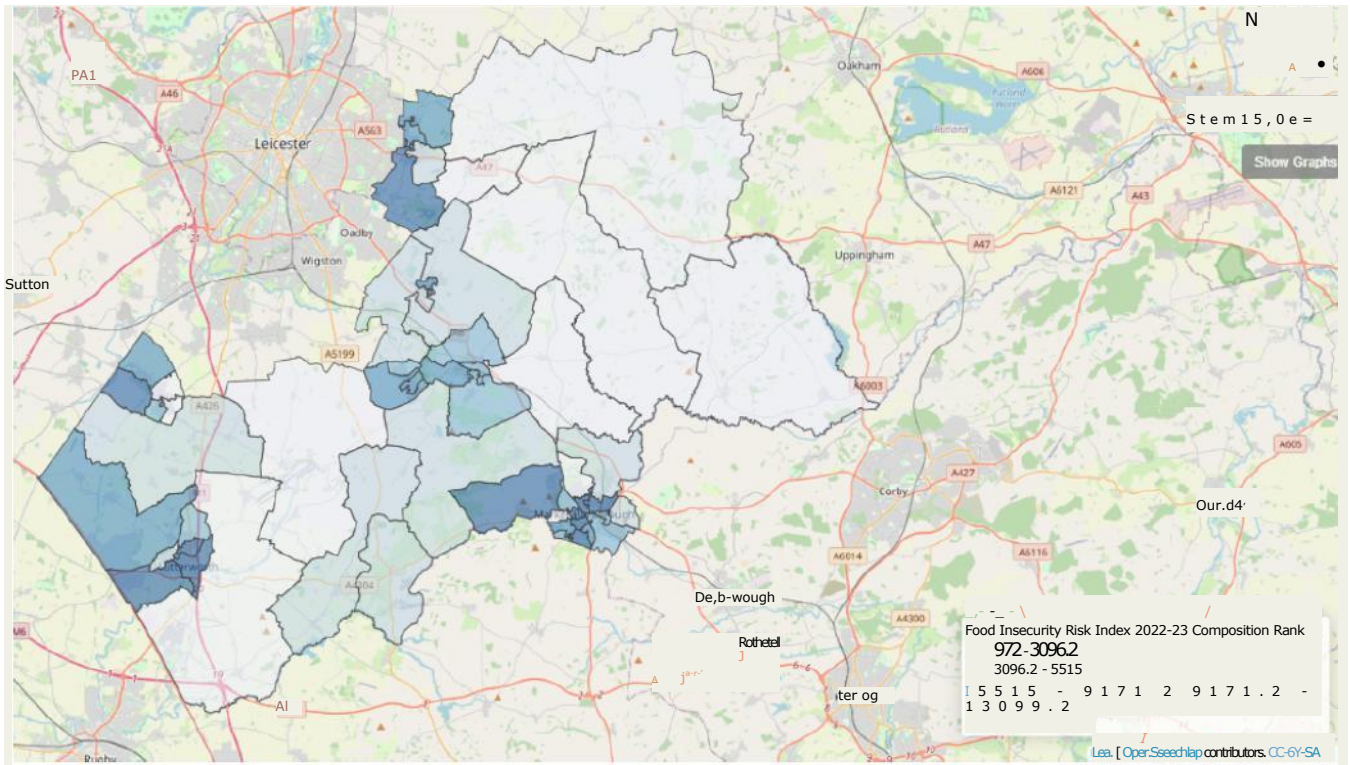
**Figure 53: Structural risk of food insecurity and poor access to healthy foods.**

The points on this diagram show the highest priority areas in Leicester and Leicestershire who face the largest barriers to accessing healthy foods.

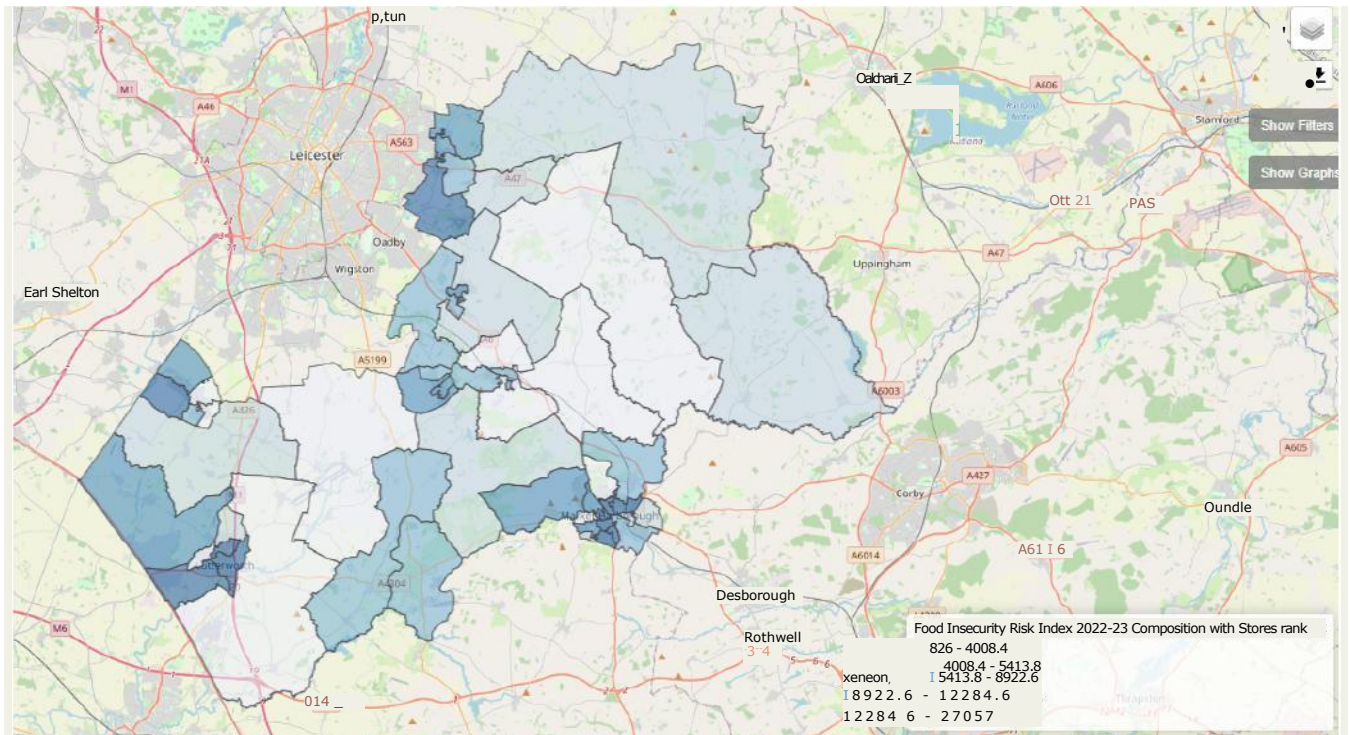
The points highlighted within the figure will have a constellation of factors which interact and lead to challenges accessing a healthy diet, these factors include:

- Proximity to supermarket retail facilities (12.5% of composite index)
- Accessibility to supermarket retail facilities (12.5% of composite index)
- Access to online deliveries (12.5% of composite index)
- Proximity to non-supermarket food provision (12.5% of composite index)
- Socio-demographic barriers (16.7% of composite index)
- Need for family food support (16.7% of composite index)
- Fuel Poverty (16.7% of composite index)

It is clear from this image that Harborough has the most favourable mix of these factors.



**Figure 54: Food Insecurity Risk Index 2022-23 Composition Rank, Harborborough**

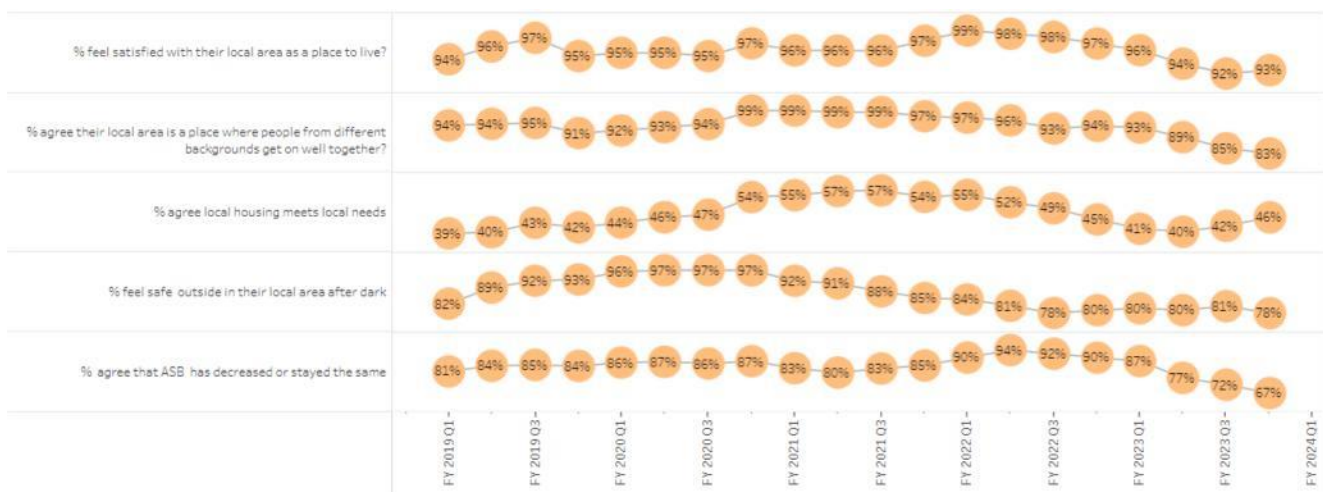


**Figure 55: Food Insecurity Risk Index 2022-23 Composition with Stores Rank, Harborborough**

## Community Insights

From April 2018 to January 2023, satisfaction with the local area in Harborough shows a relatively stable trend. The moving average percentages reflect high levels of satisfaction throughout the period, typically ranging between 94% and 97%. This suggests that residents consistently viewed their local area positively, with minor fluctuations that do not indicate any significant decline or improvement over time.

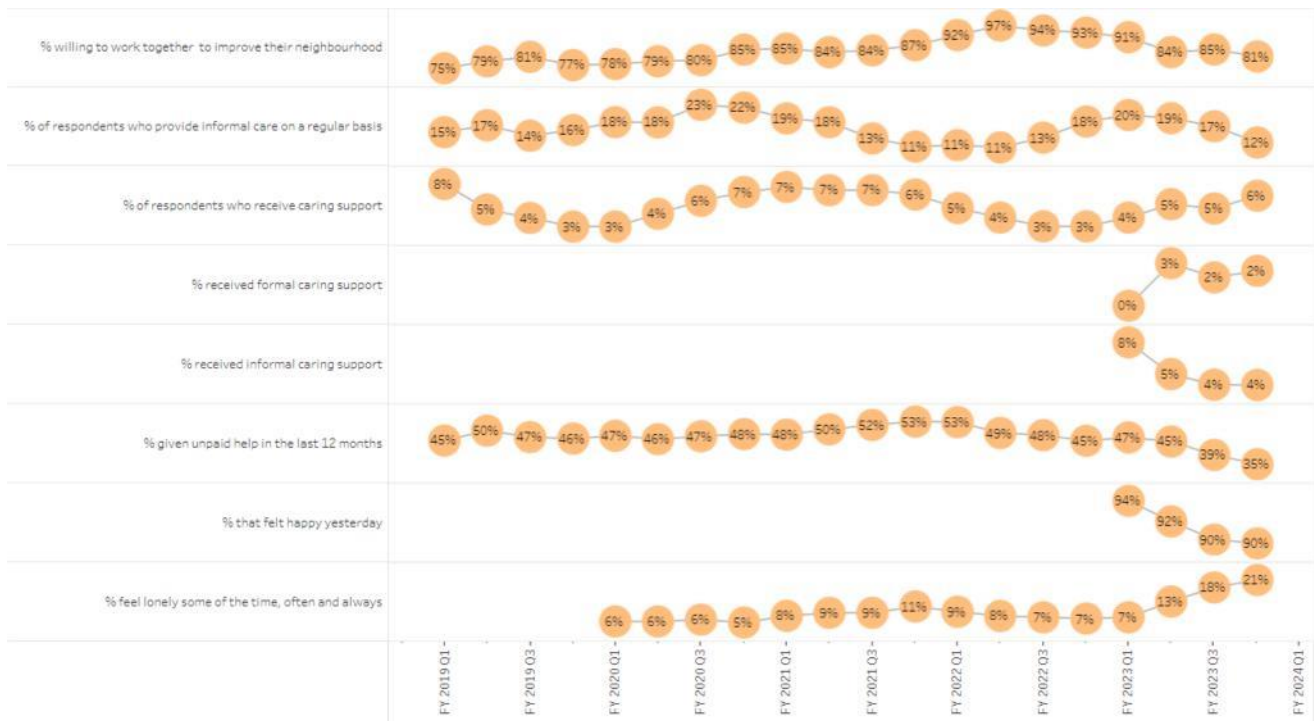
The slight variations observed in specific quarters might be linked to seasonal factors, local events, or policy changes, but overall, the community’s satisfaction with Harborough as a place to live has remained strong. The stability here is a positive sign, indicating a well-maintained and appreciated environment by its residents.



**Figure 56: Rolling Responses to ‘About Your Area’ Questions**

Willingness to work together to improve the neighborhood has shown a gradual increase from 2018 to early 2023. Starting with a lower moving average around 75% in 2018, this sentiment improved slightly to hover around 79% by 2023. This upward trend suggests that over time, residents became more inclined to engage in community activities and collective efforts.

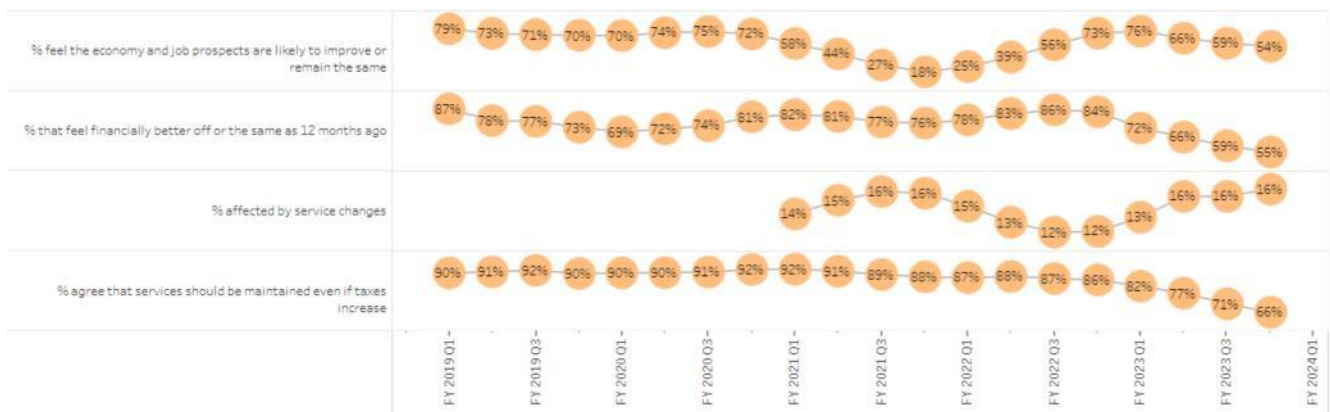
This increase in community spirit could be attributed to successful community initiatives, increased awareness of local issues, or the strengthening of local networks and volunteer organisations. It reflects a growing sense of community and collective responsibility among Harborough residents.



**Figure 57: Rolling Responses to Communities and Volunteering Questions**

Perceptions of the local economy and job prospects have been more variable. Starting at around 79% in 2018, optimism in economic and employment prospects experienced a slight decline, reaching around 70% by early 2023. This downward trend might indicate growing concerns about the local economy, possibly influenced by broader economic challenges.

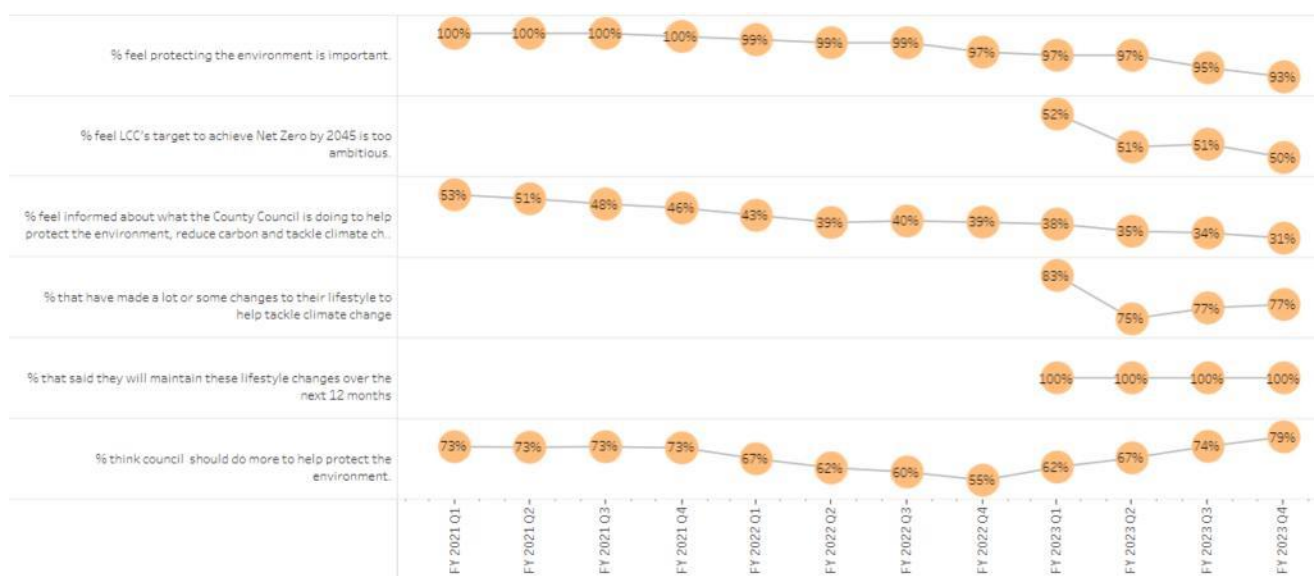
The decline suggests that while Harborough residents generally remained optimistic about their local economy, there has been a noticeable shift in sentiment, with fewer people feeling positive about economic and job prospects as the years progressed. This could be a potential area for local government and businesses to address, focusing on economic development and employment opportunities to restore confidence.



**Figure 58: Rolling Responses to Economy, Spending and Cuts Questions**

Environmental concerns remained consistently high throughout the period from 2020 to 2023, with nearly 100% of respondents indicating that they felt protecting the environment was important. This indicates a strong and unwavering commitment to environmental issues among Harborough residents.

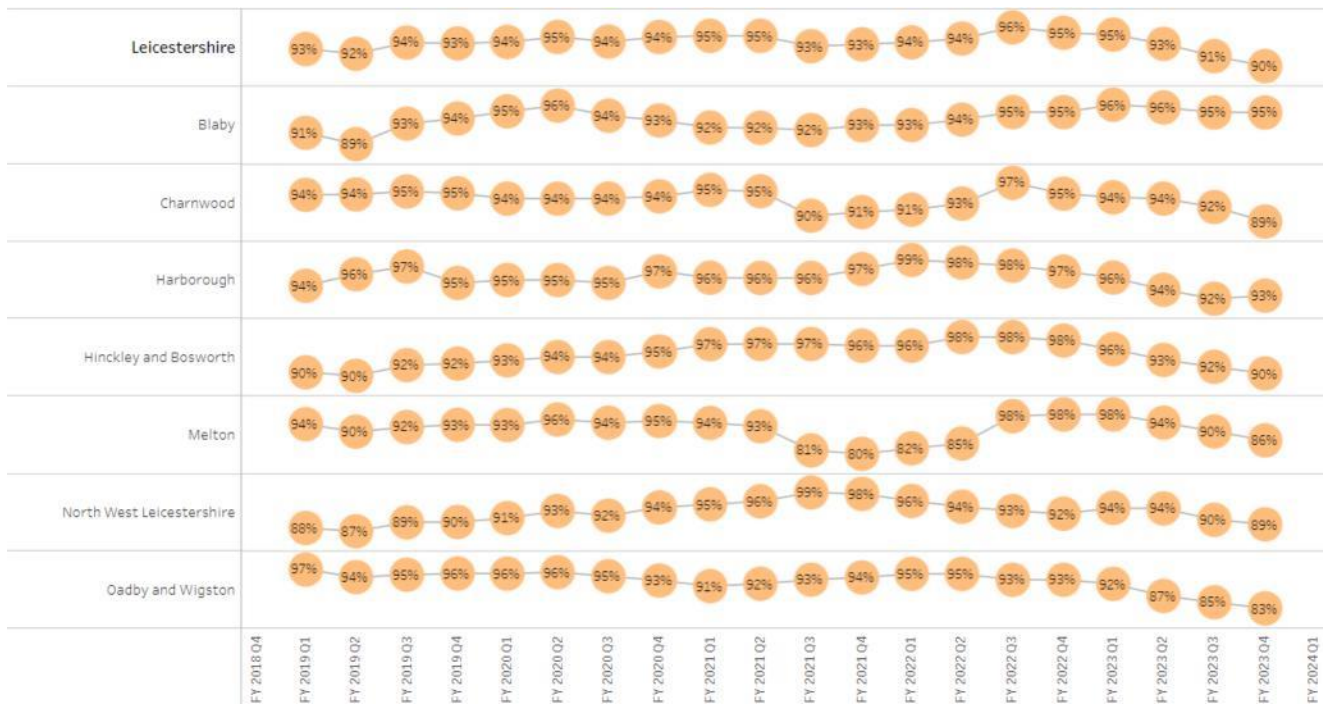
The data shows very little change in this sentiment, which suggests that environmental awareness and values have been deeply ingrained in the community. This high level of concern might reflect broader societal trends around environmental consciousness, as well as local initiatives that emphasise sustainability and environmental protection.



**Figure 59: Rolling Responses to Environment Questions**

From the data available, Harborough consistently demonstrates high levels of satisfaction among its residents, similar to the other districts included in the dataset, such as Blaby. Harborough's satisfaction levels typically range between 91% to 95% over the periods covered, reflecting a stable and positive perception of the local area.

Compared to other districts, Harborough does not show any significant deviation in satisfaction trends, indicating that it performs on par with neighbouring areas. However, subtle differences in the moving averages can be observed between districts, which may reflect localised events or conditions influencing residents' perceptions.



**Figure 60: Proportion of residents who are satisfied by where they live**

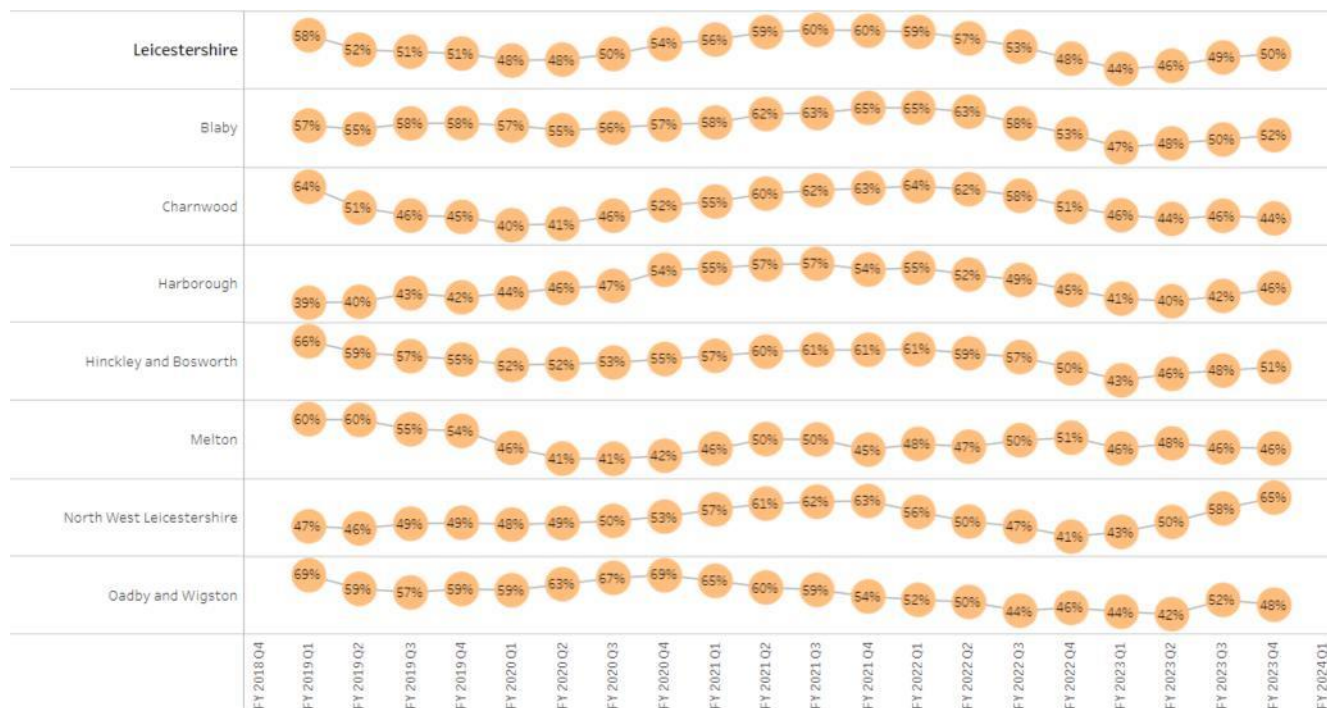
The data reflects community satisfaction with local housing across various districts, including Harborough, from 2018 to early 2023. Harborough consistently shows lower levels of satisfaction compared to many neighbouring districts.

In April 2018, only 39% of Harborough residents agreed that local housing meets local needs, and while there was a gradual increase, peaking at 57% in mid-2020, satisfaction has since declined. By January 2023, only 46% of Harborough residents agreed that local housing meets local needs, indicating a decline in satisfaction from its peak during the COVID-19 pandemic. In contrast, other districts such as Blaby, Oadby and Wigston, and North West Leicestershire have generally reported higher satisfaction levels throughout the same period. For instance, Blaby peaked at 65% in April 2021, while Oadby and Wigston consistently reported satisfaction rates above 50% until a recent decline.

Charnwood, on the other hand, shows a more fluctuating pattern, with satisfaction ranging from a low of 40% in April 2019 to a high of 64% in April 2021. Despite these fluctuations, Charnwood's satisfaction levels have generally remained higher than those in Harborough.

This suggests that while some areas have seen improvements or maintained higher satisfaction levels, Harborough has struggled with consistently lower satisfaction rates regarding local housing. The declining trend in recent years highlights a growing concern among residents about the adequacy of housing in meeting local needs, despite brief periods of improvement.

This analysis suggests that housing satisfaction in Harborough remains a significant issue, particularly when compared to neighbouring districts that have managed to maintain higher satisfaction levels. The lower satisfaction rates in Harborough could reflect underlying issues in housing availability, affordability, or quality that may need to be addressed to meet the expectations of the local population.



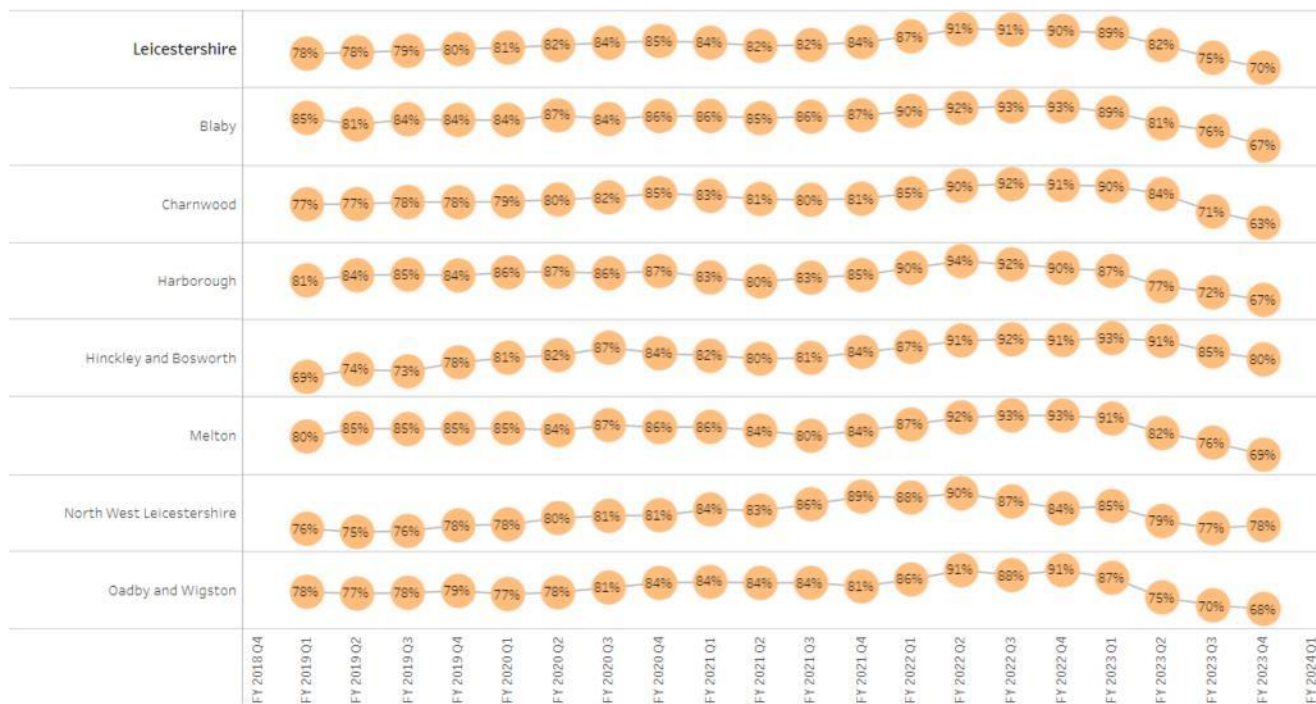
**Figure 61: Proportion of residents who agree local housing meets local needs**

The data reveals fluctuating public confidence in Harborough regarding the reduction or stability of anti-social behaviour (ASB) from 2018 to 2023. In July 2021, confidence peaked with 94% of residents believing ASB had decreased or remained stable. However, by January 2023, this confidence had dropped sharply to 67%, indicating growing concerns about ASB in the community.

This decline in Harborough mirrors trends in neighbouring districts. Blaby and Charnwood, for instance, also experienced significant drops in public confidence, from highs of over 90% in 2021 to similar lows by early 2023. Hinckley and Bosworth maintained higher confidence levels longer but also saw a decrease to 80% by January 2023. Melton and North West Leicestershire displayed more stable trends, though both ended with reduced confidence, while Oadby and Wigston fell from 91% to 68% over the same period.

The consistent regional pattern of declining confidence suggests that broader factors, possibly linked to the post-pandemic context, have influenced public perception of ASB.

Harborough's notable drop from 94% to 67% underscores a significant shift in how safe the community feels regarding anti-social behaviour.



**Figure 62: Proportion of residents who agree that antisocial behaviour has decreased or stayed the same**

## Summary of Findings from the Data Analysis

Following the data collection and analysis of Harborough's key health indicators, several health-protecting factors, detrimental factors, and underlying drivers have been identified. These insights are critical for informing the Local Plan to ensure it promotes a healthier and more equitable community.

### Health Protecting Factors

- **High Life Expectancy:** Harborough residents generally live longer than the national average, indicating good overall health and effective healthcare services.
- **Strong Healthcare Infrastructure:** The district is well-served by GP practices, urgent care centres, pharmacies, and ambulance hubs, ensuring accessible healthcare for residents.

- **Active Lifestyle:** Higher-than-average physical activity levels among both children and adults contribute to better physical health and lower rates of chronic disease.
- **Healthy Eating Habits:** A significant proportion of adults in Harborough consume the recommended five portions of fruits and vegetables daily, supporting overall health.
- **Low Smoking Rates:** Smoking prevalence is below regional and national averages, reflecting successful public health efforts.
- **Community Engagement:** High levels of satisfaction with the local area and strong environmental consciousness contribute to a supportive and healthy community environment.

### Factors Detrimental to Health

- **Social and Economic Disparities:** Areas like Market Harborough Central face higher levels of income deprivation, unemployment, and child poverty, leading to poorer health outcomes and increased reliance on social services.
- **Health Inequalities Among Vulnerable Groups:** Populations such as Gypsy and Irish Traveller communities and ethnic minorities experience significant health inequalities, including lower life expectancy and higher rates of chronic conditions.
- **Rising Mental Health Concerns:** Increasing rates of depression, self-harm, and alcohol-related harm, particularly among women, highlight a growing need for enhanced mental health services.
- **Obesity Rates:** Rising obesity, especially among Year 6 children, indicates challenges in maintaining healthy lifestyles as children grow older.
- **Barriers to Healthy Lifestyles:** Economic pressures and social isolation, particularly in rural areas, contribute to reduced access to healthy food, recreational facilities, and healthcare services.

### Drivers of Health Outcomes

- **Economic Disparities:** The uneven distribution of income and employment opportunities across Harborough is a major driver of health inequalities. In areas like Market Harborough Central, higher rates of income deprivation and unemployment correlate with poorer health outcomes, such as higher levels of chronic diseases and mental health issues. Economic disparities also limit access to healthy food, quality housing, and healthcare, further exacerbating these health challenges.

- **Social Isolation and Rural Infrastructure:** Harborough's largely rural landscape contributes to social isolation, particularly in areas with limited public transport and infrastructure. This isolation can lead to increased mental health issues, such as depression and self-harm, and reduced access to essential services like healthcare and social support. The Local Plan must address these challenges by improving transport links, promoting digital connectivity, and ensuring that rural areas are not left behind.
- **Cultural and Social Barriers:** Vulnerable groups, including ethnic minorities and Gypsy and Irish Traveller communities, face systemic barriers that contribute to health inequalities. These barriers include limited access to culturally appropriate healthcare services, social exclusion, and discrimination, which result in lower life expectancy and higher rates of chronic conditions. The Local Plan should focus on making health and social services more inclusive and accessible to all demographic groups, with targeted interventions for these populations.
- **Aging Population:** The projected increase in the over-65 population in Harborough will lead to greater demand for healthcare services, particularly in managing chronic conditions such as diabetes, hypertension, and dementia. The aging population also requires age-friendly environments that support healthy aging, such as accessible public spaces and appropriate housing. The Local Plan must account for these needs to ensure that the district can adequately support its older residents.
- **Environmental and Structural Factors:** The quality and availability of housing, access to recreational facilities, and proximity to healthy food options are crucial factors influencing health outcomes in Harborough. Poor housing quality, overcrowding, and limited access to these resources contribute to stress, poor nutrition, and a sedentary lifestyle, which in turn lead to higher rates of obesity, cardiovascular disease, and other health issues. The Local Plan should prioritise the development of affordable, high-quality housing and ensure that new developments are designed with health and well-being in mind.

These findings underscore the importance of addressing both the protective and detrimental factors in Harborough's Local Plan to ensure that it not only safeguards but actively improves the health and well-being of all residents. By focusing on reducing inequalities, enhancing access to services, and creating environments that support healthy behaviors, the Local Plan can help build a healthier, more equitable future for the community.

# Stakeholder Engagement

## Thematic Analysis of Stakeholder Responses

### 1. Key Aims and Objectives

- **Blueprint for Growth:** The Harborough Local Plan is designed as a long-term blueprint for growth in the district over the next 15 years, focusing on housing, schools, places to shop, work, and recreation. The plan emphasises the need to accommodate both existing and future communities, ensuring sustainable development that meets the needs of all residents.
- **Government Compliance:** The plan aligns with the National Planning Policy Framework, which mandates that planning policies and decisions must enable and support healthy lifestyles, especially where local health and wellbeing needs have been identified.

### 2. Positive Health Impacts

- **Improved Access to Facilities:** Stakeholders consistently mention the potential for improved access to green and blue spaces, recreational areas, and community facilities. These are seen as crucial for fostering physical activity, mental wellbeing, and social cohesion.
- **Community Resilience:** Enhancing community facilities and supporting community-led initiatives (e.g., eco-villages, community fridges, volunteer-driven projects) are expected to build stronger, more resilient communities. These efforts are seen as vital in creating environments where residents feel valued, connected, and supported.
- **Support for Vulnerable Groups:** Action on providing low-cost, accessible facilities and programs (e.g., gym referrals, food banks, social prescribing) is recognised as a significant benefit, particularly for vulnerable groups such as those with disabilities, the elderly, and low-income families.

### 3. Negative Health Impacts

- **Social Isolation:** A recurring concern is the risk of increased social isolation, particularly in rural areas with poor transportation links and limited access to community services. The lack of local facilities, combined with the geographical spread of the district, could exacerbate feelings of isolation, especially among the elderly and those with long-term health conditions.

- **Overburdened Infrastructure:** The stakeholders express concern about the pressure on existing infrastructure, particularly healthcare services (GPs, mental health services), schools, and transportation. The current infrastructure is already strained, and new housing developments without corresponding increases in services could worsen the situation.
- **Economic Inequality:** Rising costs of living, including housing, food, and transportation, are highlighted as factors that could deepen economic inequalities. The lack of affordable housing and the reliance on volunteer-driven services, which are often underfunded, are seen as major challenges that could negatively impact health outcomes, particularly for low-income and economically inactive groups.

#### 4. Vulnerable Groups Affected

- **Elderly Population:** The aging population is frequently mentioned as being particularly vulnerable to the impacts of the plan. Issues such as social isolation, limited access to healthcare, and the inability to engage in community activities due to transportation barriers are highlighted.
- **Low-Income Families:** Families struggling with poverty, food insecurity, and inadequate housing are identified as being at high risk of adverse health impacts. The lack of affordable housing and the increasing reliance on food banks and other social support systems are major concerns.
- **Ethnic Minorities and Refugees:** Influxes of refugees (e.g., Ukrainians) and other ethnic minorities into predominantly white, rural areas could lead to social tensions and feelings of exclusion. These groups may face challenges in integrating into the community and accessing essential services.
- **People with Disabilities:** Both physical and mental health conditions are mentioned as factors that exacerbate the difficulties faced by disabled individuals. Access to appropriate services and facilities is limited, and the reliance on online systems for support (e.g., housing applications) can exclude those who are not digitally literate.

#### 5. Mental Health Impacts

- **Limited Mental Health Services:** The scarcity of mental health services, including long waiting lists and the lack of local psychiatric care, is a significant concern. The stakeholders note that mental health issues are prevalent, and the lack of support exacerbates feelings of neglect and isolation among residents.
- **Support for Mental Wellbeing:** Despite the challenges, there are efforts to support mental wellbeing through social prescribing, local mental health peer groups, and

community safety partnerships. These initiatives aim to foster a sense of belonging and resilience, although they are often underfunded and reliant on volunteers.

## 6. Living and Environmental Conditions

- **Access to Green Spaces:** Green and blue spaces are recognised as crucial for both physical and mental health. However, there is concern that new housing developments could encroach on these areas, reducing their availability and impacting community wellbeing.
- **Housing Quality and Affordability:** The stakeholders highlight the importance of ensuring that new housing developments include affordable options for local residents. There is concern that without proper planning, new developments could exacerbate housing inequalities, particularly for low-income families and those on waiting lists for social housing.

## 7. Economic and Employment Conditions

- **Employment Support:** Access to employment services, such as local job centers and training programs, is viewed positively. However, the economic strain caused by low wages, zero-hour contracts, and high levels of household debt is a significant concern. The stakeholders note that while there are programs to support employment, they often fail to reach those who are most in need.
- **Cost of Living:** The rising cost of living, particularly in terms of housing and utilities, is a major theme. The reliance on food banks and other forms of emergency support is increasing, which indicates a growing need for economic intervention to prevent further health disparities.

## 8. Access and Quality of Services

- **Healthcare Accessibility:** The accessibility of healthcare services is a critical issue. GPs and dental practices are overburdened, and there is a lack of specialist services, particularly for mental health. The stakeholders emphasise the need for more healthcare infrastructure to accommodate the growing population.
- **Transport and Connectivity:** Poor transportation links are a significant barrier to accessing services, particularly in rural areas. The lack of public transport options not only isolates residents but also limits their ability to access essential services such as healthcare, education, and employment.

## 9. Recommendations and Mitigation Strategies

- **Enhance Community Facilities:** There is a strong recommendation to enhance and expand community facilities, particularly in rural areas. This includes upgrading

existing infrastructure, ensuring that new developments are supported by adequate services, and providing spaces that encourage social interaction and physical activity.

- **Improve Healthcare Access:** Stakeholders recommend increasing the availability of healthcare services, particularly mental health support, and ensuring that GP practices and dental services can accommodate the needs of a growing population.
- **Support Vulnerable Groups:** The need for targeted support for vulnerable groups, including the elderly, low-income families, and ethnic minorities, is emphasised. This includes improving access to affordable housing, transportation, and social services.
- **Sustainable Development:** The plan should prioritise sustainable development practices that protect green spaces, reduce environmental impacts, and ensure that new housing is both affordable and accessible to local residents.
- **Economic Interventions:** There is a call for economic interventions to address the rising cost of living, support employment, and reduce household debt. This could include expanding access to affordable childcare, improving public transportation, and providing more robust support for informal carers.

## Conclusion

The thematic analysis of the stakeholder responses to the Health Impact Assessment for the Harborough Local Plan reveals a complex interplay of positive and negative impacts. While the plan has the potential to significantly improve the health and wellbeing of the district's residents through enhanced community facilities, improved access to green spaces, and targeted support for vulnerable groups, there are also significant risks. These include social isolation, overburdened infrastructure, and deepening economic inequalities.

To mitigate these risks, stakeholders recommend a comprehensive approach that includes enhancing community facilities, improving healthcare access, supporting vulnerable populations, and ensuring that development is both sustainable and inclusive. By addressing these concerns, the Harborough Local Plan can become a powerful tool for improving public health and reducing health inequalities across the district.

## Assessment of Health Impacts

<p><b>Policy SP03: Green and blue Infrastructure Network</b></p>	<p><b>Health Impact Assessment Appraisal Tool: LCC Public Health</b></p>				
	<p><b>Nature</b></p> <p>How will the proposal affect health? Positive or Negative?</p>	<p><b>Likelihood</b></p> <p>Possible/ Probable/ Definite</p>	<p><b>Scale / distribution</b></p> <p>Will different groups of people be impacted in different ways?</p>	<p><b>Timing</b></p> <p>Short/ medium/ long term</p>	<p><b>Severity</b></p> <p>Minor/ moderate/ major</p>
<p><b>Direct influences on health and behaviour</b></p>	<p><b>Positive:</b> Policy SP03 promotes physical activity by providing accessible green spaces, which can reduce obesity, cardiovascular diseases, and improve overall fitness levels. It also supports mental well-being by offering natural environments that reduce stress,</p>	<p><b>Positive:</b> Probable, as evidence strongly supports the link between access to green spaces and increased physical activity and improved health.</p> <p><b>Negative:</b> Possible, particularly in highly</p>	<p><b>Positive:</b> All demographic groups will benefit, with advantages for children, the elderly, and lower-income individuals who may have limited access to recreational opportunities.</p> <p><b>Negative:</b> Overcrowding and degradation could affect urban residents</p>	<p><b>Positive:</b> Short to medium term, as residents begin using these spaces regularly.</p> <p><b>Negative:</b> Short to medium term, as the increased use of these spaces could quickly lead to overcrowding if</p>	<p><b>Positive:</b> Major, given the crucial role of physical activity and mental well-being in overall health.</p> <p><b>Negative:</b> Moderate, as overcrowding could reduce the quality and accessibility of these spaces but can be</p>

	<p>anxiety, and depression.</p> <p><b>Negative:</b> Potential overuse of green spaces could lead to overcrowding and degradation of these areas, which may diminish their effectiveness in promoting health.</p>	<p>populated urban areas where demand for green spaces is high.</p>	<p>more, particularly in areas with limited green space.</p>	<p>not properly managed.</p>	<p>managed with proper maintenance and planning.</p>
<p><b>Community and Social Influences</b></p>	<p><b>Positive:</b> The policy will likely strengthen social networks and community ties by providing spaces where people can gather, interact, and participate in community activities, fostering a stronger sense of belonging and social support networks.</p> <p><b>Negative:</b> Risk of social divisions if gentrification occurs, leading to</p>	<p><b>Positive:</b> Probable, especially in communities with active use of green spaces.</p> <p><b>Negative:</b> Possible, particularly in areas where property values rise significantly.</p>	<p><b>Positive:</b> This benefit will be widespread, with advantages for communities currently underserved by accessible public spaces.</p> <p><b>Negative:</b> Lower-income residents in gentrifying areas are most at risk of displacement and associated social isolation.</p>	<p><b>Positive:</b> Social cohesion benefits will emerge in the short term as people start using the spaces, with continued positive effects over time.</p> <p><b>Negative:</b> Medium to long term, as gentrification effects typically take time to manifest.</p>	<p><b>Positive:</b> Moderate to major, contributing to stronger, healthier communities.</p> <p><b>Negative:</b> Moderate but could be severe if significant displacement occurs.</p>

	displacement of long-standing communities and increasing social isolation among displaced populations.				
<b>Living environmental conditions potentially affecting health</b>	<p><b>Positive:</b> The policy will enhance living conditions by improving the attractiveness of neighbourhoods, increasing green space, reducing urban heat islands, and improving air and water quality. This will contribute to better respiratory health and overall well-being.</p> <p><b>Negative:</b> Introduction of new water bodies could increase the risk of vector-borne diseases such as Leptospirosis. Additionally, there could be increased flood risks if water management is not</p>	<p><b>Positive:</b> Probable, as the expansion of green spaces typically leads to environmental improvements.</p> <p><b>Negative:</b> Possible, particularly in areas with poor water management systems.</p>	<p><b>Positive:</b> Urban areas suffering from poor air quality and higher temperatures will see the greatest benefits.</p> <p><b>Negative:</b> Areas near new water bodies or wetlands are at higher risk for disease and flooding.</p>	<p><b>Positive:</b> Medium to long term, as the green infrastructure matures, and environmental benefits accumulate.</p> <p><b>Negative:</b> Medium to long term, as new water features are established, and potential risks materialise.</p>	<p><b>Positive:</b> Major, with significant benefits for respiratory health and climate resilience.</p> <p><b>Negative:</b> Moderate, but manageable with proper water management and public health interventions.</p>

	adequately addressed.				
<b>Economic conditions and links affecting health</b>	<p><b>Positive:</b> The policy may indirectly boost local economies by making areas more attractive for investment, potentially leading to job creation and economic development.</p> <p><b>Negative:</b> There is a risk of gentrification, which could increase property values and living costs, potentially displacing lower-income residents and exacerbating economic inequality.</p>	<p><b>Positive:</b> Possible, particularly in areas where green spaces are a key attraction.</p> <p><b>Negative:</b> Possible, especially in areas where significant investment in green spaces occurs.</p>	<p><b>Positive:</b> Economic benefits will be widespread, potentially attracting new businesses and residents to the area.</p> <p><b>Negative:</b> Lower-income residents are most at risk of being negatively affected by rising living costs.</p>	<p><b>Positive:</b> Medium to long term, as economic benefits from improved infrastructure develop.</p> <p><b>Negative:</b> Medium to long term, as gentrification effects typically take time to manifest.</p>	<p><b>Positive:</b> Moderate, contributing to overall economic health and development.</p> <p><b>Negative:</b> Moderate to major, depending on the scale of displacement and economic disparity that results.</p>
<b>Access to and quality of services</b>	<p><b>Positive:</b> The policy improves access to public amenities such as parks, recreational facilities, and community spaces, which support active lifestyles and enhance</p>	<p><b>Positive:</b> Probable, as enhanced green spaces are likely to attract more residents and visitors.</p> <p><b>Negative:</b> Possible, particularly in high-</p>	<p><b>Positive:</b> Benefits will be widespread, improving quality of life across the community.</p> <p><b>Negative:</b> Urban areas with high population densities may</p>	<p><b>Positive:</b> Medium term, as new amenities become fully integrated into community life.</p> <p><b>Negative:</b> Medium term, as increased</p>	<p><b>Positive:</b> Major, as improved access to services is a key determinant of public health.</p> <p><b>Negative:</b> Moderate, but manageable with</p>

	<p>public health. It may also improve access to local services making neighbourhoods more attractive for service providers.</p> <p><b>Negative:</b> Potential overuse of these services could strain existing infrastructure, particularly in healthcare and public transport, leading to reduced service quality.</p>	<p>density areas with already stretched services.</p>	<p>experience the greatest strain on services.</p>	<p>demand for services builds.</p>	<p>proper planning and service expansion.</p>
<p><b>Macro-economic, environmental and sustainability factors</b></p>	<p><b>Positive:</b> The policy will contribute to sustainability by enhancing biological diversity, improving climate resilience, and promoting environmentally friendly urban planning. These factors are crucial for long-term public health and</p>	<p><b>Positive:</b> Highly probable, as the integration of green and blue infrastructure inherently supports sustainability.</p> <p><b>Negative:</b> Possible, depending on how biodiversity and climate resilience are managed.</p>	<p><b>Positive:</b> Benefits will be broad, affecting the entire district by enhancing environmental quality and sustainability.</p> <p><b>Negative:</b> Local ecosystems and communities could be negatively impacted if not managed correctly.</p>	<p><b>Positive:</b> Long term, as sustainability measures take effect over time.</p> <p><b>Negative:</b> Long term, as potential negative impacts may take time to become apparent.</p>	<p><b>Positive:</b> Major, as sustainability is critical for long-term public health.</p> <p><b>Negative:</b> Moderate but can be managed with careful planning and monitoring.</p>

	<p>environmental stability.</p> <p><b>Negative:</b> Potential environmental challenges include managing increased biodiversity in urban areas to prevent the spread of vector-borne diseases and ensuring that climate resilience measures do not inadvertently harm local ecosystems.</p>				
--	--	--	--	--	--

<p><b>Policy DN03: Mix of New Homes</b></p>	<p align="center"><b>Health Impact Assessment Appraisal Tool: LCC Public Health</b></p>				
	<p align="center"><b>Nature</b></p> <p>How will the proposal affect health? Positive or Negative?</p>	<p align="center"><b>Likelihood</b></p> <p>Possible/ Probable/ Definite</p>	<p align="center"><b>Scale / distribution</b></p> <p>Will different groups of people be impacted in different ways?</p>	<p align="center"><b>Timing</b></p> <p>Short/ medium/ long term</p>	<p align="center"><b>Severity</b></p> <p>Minor/ moderate/ major</p>

<p><b>Direct influences on health and behaviour</b></p>	<p><b>Positive:</b> Policy DN03 will enhance public health by providing a diverse mix of housing tenures and sizes that meet the needs of various demographic groups, including older adults, single-person households, and low-income families. The provision of affordable housing, particularly social rented housing, can alleviate stress related to housing affordability, which is associated with improved mental health and reduced incidence of stress-related illnesses. Accessible housing will also improve physical health outcomes for individuals with</p>	<p><b>Positive:</b> Probable, as the policy’s emphasis on affordable and accessible housing is supported by evidence linking improved housing conditions to better health outcomes.</p> <p><b>Negative:</b> Possible, particularly if financial constraints lead to compromises in the quality of affordable housing or if the housing mix does not fully address the needs of all demographic groups.</p>	<p><b>Positive:</b> The policy will benefit a wide range of demographic groups, including low-income families, older adults, and single-person households. The positive impacts are likely to be more pronounced among those who currently experience housing insecurity or inadequate housing conditions.</p> <p><b>Negative:</b> If housing quality in affordable units is not maintained, the negative impacts could disproportionately affect low-income residents and social housing tenants, who are already vulnerable to health issues related to poor housing.</p>	<p><b>Positive:</b> Short to medium term, as new housing developments are completed and residents move into homes that better meet their needs.</p> <p><b>Negative:</b> Medium to long term, if poor housing quality becomes an issue over time due to insufficient maintenance or construction standards.</p>	<p><b>Positive:</b> Major, as access to affordable, high-quality housing is a significant determinant of overall health and well-being.</p> <p><b>Negative:</b> Moderate, but potentially severe if issues related to housing quality are not addressed.</p>
---	--	--	---	--	--

	<p>disabilities by providing safer, more comfortable living environments.</p> <p><b>Negative:</b> If not carefully implemented, there is a potential for inadequate housing quality in affordable units, which could negatively impact health outcomes, including respiratory conditions and mental health issues. Additionally, if the housing mix does not adequately meet the needs of all residents, certain groups may remain underserved, leading to continued health disparities.</p>				
<b>Community and Social Influences</b>	<b>Positive:</b> The mix of housing types and tenures promoted by Policy DN03 is likely	<b>Positive:</b> Probable, particularly in areas where mixed-tenure housing is	<b>Positive:</b> The benefits will be widespread, especially in neighbourhoods that	<b>Positive:</b> Medium term, as residents settle into their new homes and	<b>Positive:</b> Moderate to major, depending on the effectiveness of community-

	<p>to foster social cohesion by enabling a more diverse population to live in the same neighbourhoods. This can enhance community support networks, reduce social isolation, and promote a stronger sense of belonging. The inclusion of housing suitable for older adults and individuals with disabilities is particularly important in creating inclusive communities where all members feel valued and connected.</p> <p><b>Negative:</b> There is a risk of social tension if different housing tenures (e.g., market-rate vs. social housing) lead to perceived</p>	<p>designed with community spaces that encourage interaction among residents. Well-planned developments that include shared spaces and community programs are more likely to succeed in fostering social cohesion.</p> <p><b>Negative:</b> Possible, particularly if there is inadequate planning for social infrastructure that supports community-building or if existing residents perceive new developments as a threat to their community identity.</p>	<p>have previously lacked diverse housing options. The policy will likely have the greatest positive impact in areas with high levels of housing segregation, as it introduces opportunities for social mixing and community engagement.</p> <p><b>Negative:</b> Negative impacts could be localised to areas where there is significant socioeconomic disparity between different housing tenures, potentially leading to tensions between residents.</p>	<p>community networks begin to form. Social cohesion is expected to improve as people from different backgrounds interact and build relationships over time.</p> <p><b>Negative:</b> Medium to long term, if social tensions arise due to perceived or actual inequalities between different tenure groups. These tensions may take time to manifest as communities evolve.</p>	<p>building efforts and the design of the housing developments. Successful integration could lead to long-lasting social benefits.</p> <p><b>Negative:</b> Moderate but could become major if social tensions are not addressed, potentially leading to a breakdown in community relations and an increase in social isolation.</p>
--	---	--	--	---	---

	<p>inequalities or if the social infrastructure does not adequately support integration. In some cases, this could exacerbate social divisions rather than bridging them.</p>				
<p><b>Living environmental conditions potentially affecting health</b></p>	<p><b>Positive:</b> The policy's focus on building homes that meet national space standards and provide accessible options for older adults and people with disabilities will improve overall living conditions. This can lead to better physical health outcomes by ensuring that homes are safe, comfortable, and conducive to good health. The inclusion of bungalows and terraced houses in</p>	<p><b>Positive:</b> Definite, given that the policy mandates adherence to national space standards and the provision of accessible homes. The policy's focus on quality and accessibility is likely to lead to significant improvements in living conditions for a wide range of residents.</p> <p><b>Negative:</b> Possible, particularly in urban areas where</p>	<p>Positive: The benefits will be most significant for older adults, people with disabilities, and families with young children who require more space. The policy's impact will be felt across the district, particularly in areas where current housing stock does not meet the needs of these groups. The policy's emphasis on accessible homes and quality living environments is likely to have a widespread positive impact on public health.</p>	<p><b>Positive:</b> Medium term, as new homes are built and occupied, and residents begin to experience the benefits of improved living conditions and access to quality housing services. Over time, these improvements are likely to contribute to better health outcomes and greater community stability.</p> <p><b>Negative:</b> Medium to long term, as</p>	<p><b>Positive:</b> Major, as improved living conditions and access to quality housing services are critical determinants of overall health and well-being. The policy's focus on quality and accessibility is likely to have a profound impact on the health and quality of life of residents, particularly those in vulnerable groups.</p> <p><b>Negative:</b> Moderate, but potentially severe in specific areas if</p>

	<p>the housing mix will provide suitable options for older residents and those with mobility issues, helping to prevent falls and other injuries. Improved housing quality, along with thoughtful urban design, will contribute to a healthier living environment that supports active lifestyles and mental well-being.</p> <p><b>Negative:</b> There is a potential risk that new developments could lead to overcrowding or strain on existing infrastructure if not adequately planned, which could negatively impact environmental conditions such as air quality and noise</p>	<p>population density is already high and where infrastructure and services may be stretched by new developments.</p>	<p>Negative: Negative impacts, such as overcrowding and strain on infrastructure, could be more pronounced in densely populated urban areas where infrastructure is already under pressure. These effects may disproportionately affect low-income residents and social housing tenants, who are more reliant on public services and less able to absorb economic shocks.</p>	<p>the cumulative effects of increased population density and infrastructure strain become apparent. The potential economic impacts, such as changes in property values, may also become more evident over this period.</p>	<p>issues related to overcrowding, infrastructure strain, and economic impacts are not addressed. The negative impacts could lead to long-term challenges if not managed effectively.</p>
--	--	---	---	---	---

	<p>levels. Additionally, if the environmental quality of new housing developments is not maintained, there could be long-term health implications for residents, including increased respiratory problems and other health issues related to poor living conditions.</p>				
<p><b>Economic conditions and links affecting health</b></p>	<p><b>Positive:</b> By providing a range of affordable housing options, the policy can help alleviate financial stress for low-income households, which is closely linked to better mental and physical health outcomes. Access to affordable housing also enables residents to allocate</p>	<p><b>Positive:</b> Probable, as affordable housing is a key determinant of economic stability for low-income households. The policy's focus on creating a balanced mix of tenures is likely to support economic resilience across different communities.</p>	<p><b>Positive:</b> The economic benefits will primarily affect low- to moderate-income households, providing them with greater financial security and stability. These benefits will be distributed across the district, with a focus on areas where housing affordability is currently a significant issue. The policy's emphasis on ensuring a significant</p>	<p><b>Positive:</b> Medium term, as residents move into affordable homes and begin to experience financial relief. Over time, the benefits of reduced financial stress are likely to contribute to improved health outcomes and greater economic stability.</p>	<p><b>Positive:</b> Major, as economic stability is a critical factor in overall health and well-being. The policy's focus on providing affordable housing is likely to have significant positive effects on both individual and community health outcomes.</p>

	<p>more of their income towards other necessities, such as food, healthcare, and education, thereby improving overall quality of life. The policy's emphasis on accessible homes will also reduce the economic burden on families and individuals with disabilities, who often face higher costs related to inadequate or inaccessible housing.</p> <p><b>Negative:</b> The introduction of a high proportion of affordable housing could potentially lower property values in some areas, which might affect local wealth distribution and</p>	<p><b>Negative:</b> Possible, particularly in areas where there is a perceived oversupply of affordable housing or where the market is sensitive to changes in housing supply and demand.</p>	<p>proportion of social rented housing will also help to address economic inequalities by providing stable, long-term housing for those most in need.</p> <p><b>Negative:</b> The potential economic impact on property values could be more localised, affecting areas where the market is particularly sensitive to changes in housing supply. This could lead to increased disparities between different neighbourhoods.</p>	<p><b>Negative:</b> Medium to long term, as changes in property values and economic conditions become more apparent. The long-term economic effects of the policy will depend on how well the mix of housing tenures is managed and how effectively any potential negative impacts are mitigated.</p>	<p><b>Negative:</b> Moderate but could be significant in specific local markets if property values decline significantly or if negative perceptions of affordable housing lead to reduced investment in certain areas.</p>
--	---	---	---	---	--

	<p>economic stability. This could lead to negative perceptions of affordable housing developments and potentially reduce investment in these areas.</p>				
<p><b>Access to and quality of services</b></p>	<p><b>Positive:</b> The policy’s emphasis on providing housing that meets national space standards and includes accessible homes will improve access to quality housing services. This is particularly important for older adults and people with disabilities, who require specific adaptations to their living environments. The focus on diverse housing types will ensure that residents have access to housing</p>	<p><b>Positive:</b> Definite, as the policy mandates improvements in housing quality and accessibility. The benefits of these improvements are likely to be widely felt across the district, particularly among vulnerable populations.</p> <p><b>Negative:</b> Possible, particularly if public services are not scaled up in line with increased demand. The risk of service strain is</p>	<p><b>Positive:</b> The benefits will be most significant for vulnerable populations, including older adults, people with disabilities, and low-income families. These benefits will be distributed across the district, with a focus on areas where current services are insufficient. The policy’s emphasis on ensuring that housing meets the needs of different demographic groups is likely to contribute to a more equitable distribution of resources and services.</p>	<p><b>Positive:</b> Medium term, as new homes are built and occupied, and residents begin to access improved housing services. Over time, the policy’s emphasis on quality and accessibility is likely to lead to better health outcomes and greater community stability.</p> <p><b>Negative:</b> Medium to long term, as the cumulative effects of</p>	<p><b>Positive:</b> Major, as improved access to quality housing services is a critical determinant of overall health and well-being. The policy’s focus on quality and accessibility is likely to have a significant positive impact on the health and quality of life of residents, particularly those in vulnerable groups.</p> <p><b>Negative:</b> Moderate but could become severe in specific</p>

	<p>that meets their specific needs at different life stages. The policy's emphasis on quality and accessibility will likely improve the overall living environment, contributing to better health outcomes for a wide range of residents.</p> <p><b>Negative:</b> There is a risk that the increased demand for housing services could strain existing public services, such as healthcare and transportation, particularly in areas with a high concentration of new developments. If the supply of public services does not keep pace with the growing population, this could lead to</p>	<p>higher in urban areas where population density is already high and where infrastructure and services may be stretched by new developments.</p>	<p><b>Negative:</b> Negative impacts could be concentrated in densely populated urban areas where infrastructure and services are already under pressure. These areas may experience the greatest strain as new developments increase the demand for public services.</p>	<p>increased population density and infrastructure strain become apparent. The long-term impact on service quality will depend on how effectively these challenges are managed.</p>	<p>areas if issues related to service strain are not addressed. The negative impacts could lead to long-term challenges if not managed effectively, particularly in densely populated urban areas.</p>
--	---	---	---	---	--

	reduced access to care, longer wait times, and a decline in service quality.				
<b>Macro-economic, environmental and sustainability factors</b>	<b>Positive:</b> The policy will contribute to sustainability by enhancing biological diversity, improving climate resilience, and promoting environmentally friendly urban planning. These factors are crucial for long-term public health and environmental stability. The emphasis on green infrastructure and sustainable building practices will help mitigate the environmental impact of new developments and support healthier living environments. By integrating green	<b>Positive:</b> Highly probable, as the integration of green and blue infrastructure inherently supports sustainability. The policy's focus on environmentally friendly practices is likely to lead to significant improvements in local environmental conditions and public health outcomes.  <b>Negative:</b> Possible, depending on how biodiversity and climate resilience are managed. The risk of unintended environmental consequences is	<b>Positive:</b> The benefits will be broad, affecting the entire district by enhancing environmental quality and sustainability. The policy's emphasis on green infrastructure and sustainable urban planning is likely to have a positive impact on public health and environmental stability across a wide range of communities.  <b>Negative:</b> Local ecosystems and communities could be negatively impacted if not managed correctly. These impacts could be more pronounced in areas where the introduction of new environmental	<b>Positive:</b> Long term, as sustainability measures take effect over time. The benefits of improved environmental quality and climate resilience are likely to accumulate gradually, leading to long-term improvements in public health and environmental stability.  <b>Negative:</b> Long term, as potential negative impacts may take time to become apparent. The long-term impact of sustainability	<b>Positive:</b> Major, as sustainability is critical for long-term public health and environmental stability. The policy's emphasis on green infrastructure and sustainable urban planning is likely to have a profound impact on the health and quality of life of residents across the district.  <b>Negative:</b> Moderate but could become severe in specific areas if environmental challenges are not addressed. The negative impacts could lead to long-term challenges if

	<p>spaces into housing developments, the policy can enhance local biodiversity, reduce urban heat islands, and improve air quality, all of which are important for public health.</p> <p><b>Negative:</b> Potential environmental challenges include managing increased biodiversity in urban areas to prevent the spread of vector-borne diseases and ensuring that climate resilience measures do not inadvertently harm local ecosystems. Additionally, there may be economic trade-offs if the cost of implementing sustainable practices leads to higher housing</p>	<p>higher in areas where the balance between urban development and environmental protection is particularly delicate.</p>	<p>measures leads to unintended consequences, such as increased exposure to environmental hazards or disruptions to local ecosystems.</p>	<p>measures will depend on how effectively they are managed and how well potential risks are mitigated.</p>	<p>not managed effectively, particularly in areas where the balance between urban development and environmental protection is delicate.</p>
--	---	---	---	---	---

	prices or reduced affordability.				
--	----------------------------------	--	--	--	--

<b>Policy DN05: Specialist Housing for Older People</b>	<b>Health Impact Assessment Appraisal Tool: LCC Public Health</b>				
	<b>Nature</b>  How will the proposal affect health? Positive or Negative?	<b>Likelihood</b>  Possible/ Probable/ Definite	<b>Scale / distribution</b>  Will different groups of people be impacted in different ways?	<b>Timing</b>  Short/ medium/ long term	<b>Severity</b>  Minor/ moderate/ major

<p><b>Direct influences on health and behaviour</b></p>	<p><b>Positive:</b> The current health data from Harborough highlights a significant proportion of older adults who experience chronic conditions such as cardiovascular disease, arthritis, and mobility issues, which are exacerbated by inadequate housing conditions. Policy DN05 aims to directly improve the health outcomes of this demographic by providing 2,000 new specialist homes tailored to meet these needs. By offering housing with features that support aging in place, such as level access, wide doorways, and bathroom</p>	<p><b>Positive:</b> Definite, considering the targeted nature of the policy and its alignment with the specific health needs identified in the HIA. The policy’s design is closely linked to the needs of the aging population, making it highly likely that it will have a positive impact on health and behaviour.</p> <p><b>Negative:</b> Possible, particularly if the implementation phase faces delays or if the housing does not meet the required standards. The likelihood of negative impacts increases if there is a failure to adequately address the varying needs across different areas of the district.</p>	<p><b>Positive:</b> The positive impacts will be most significant among older adults who are currently living in inadequate housing or who face financial constraints. The benefits will be widespread across the district, though they may be particularly impactful in areas identified by the HIA as having higher concentrations of older adults with chronic health conditions.</p> <p><b>Negative:</b> The potential negative impacts could be more pronounced in specific areas where the rollout of specialist housing is slower or where housing does not meet the specific needs of the local older adult population.</p>	<p><b>Positive:</b> Short to medium term, as the health benefits will begin to manifest once the housing developments are completed and older adults move into these improved living environments. Over time, the reduction in health-related accidents and improved mental well-being will contribute to overall better health outcomes.</p> <p><b>Negative:</b> Medium term, particularly if there are delays in the construction of these homes or if the initial design and implementation do not fully align with the specific health</p>	<p><b>Positive:</b> Major, as the policy directly addresses the health challenges identified among older adults in Harborough, such as high rates of mobility issues and financial stress. The potential to significantly reduce health-related accidents and improve mental health outcomes makes this policy critically important.</p> <p><b>Negative:</b> Moderate, but with the potential to become severe if the housing developments fail to meet the required standards or if they are not distributed equitably across the district.</p>
---	---	---	---	--	--

	<p>adaptations, the policy will help reduce the incidence of falls and other health-related accidents, which are currently prevalent among older adults in the district. The provision of affordable housing also addresses financial stress, which is linked to poor mental health outcomes, and ensures that older adults can live in environments conducive to their well-being.</p> <p><b>Negative:</b> If the development of these specialist homes does not align with the projected increase in demand, or if the housing is not</p>			<p>needs identified in the HIA.</p>	
--	---	--	--	-------------------------------------	--

	<p>properly designed or maintained, there is a risk that the health benefits may not be fully realised. Additionally, if the distribution of these homes is uneven across the district, it could lead to disparities in health outcomes, particularly in areas where older adults already experience higher levels of deprivation or limited access to healthcare services.</p>				
<p><b>Community and Social Influences</b></p>	<p><b>Positive:</b> The HIA data indicates that social isolation is a significant issue among older adults in Harborough, contributing to mental health challenges such as depression and anxiety. Policy</p>	<p><b>Positive:</b> Probable, given the policy's focus on community integration and the strong evidence linking social interaction with improved mental health outcomes. The likelihood of positive social influences is</p>	<p><b>Positive:</b> The positive social impacts will be widespread, with older adults across the district benefiting from improved opportunities for social interaction. The benefits are likely to be particularly significant in areas identified in the HIA as</p>	<p><b>Positive:</b> Medium to long term, as social networks and community engagement will strengthen over time as residents settle into their new homes and become more integrated into the</p>	<p><b>Positive:</b> Major, as reducing social isolation and improving mental health are critical goals for supporting the well-being of older adults in Harborough. The policy's potential to significantly enhance</p>

	<p>DN05 addresses this by integrating specialist housing into broader community developments, thereby fostering opportunities for social interaction and reducing isolation. The policy's emphasis on creating communal spaces and encouraging intergenerational interaction will help strengthen community ties and support the mental well-being of older adults. This is particularly important in Harborough, where the aging population is at risk of becoming increasingly isolated as mobility declines.</p>	<p>further supported by the inclusion of design features that promote accessibility and social engagement.</p> <p><b>Negative:</b> Possible, particularly if the developments are not adequately supported by social infrastructure or if the integration with existing communities is poorly managed.</p>	<p>having higher rates of social isolation among older adults.</p> <p><b>Negative:</b> The potential negative impacts could be concentrated in areas where social infrastructure is lacking or where the integration of specialist housing with the broader community is not effectively managed.</p>	<p>community. The reduction in social isolation and improvement in mental health outcomes are expected to be long-lasting.</p> <p><b>Negative:</b> Medium term, particularly if the initial integration of housing developments with the broader community is challenging or if there are delays in the provision of necessary social infrastructure.</p>	<p>social cohesion and community engagement makes it a vital component of the district's health strategy.</p> <p><b>Negative:</b> Moderate, but with the potential to become severe if the social aspects of the policy are not effectively implemented or if certain areas of the district remain underserved.</p>
--	---	--	---	---	---

	<p><b>Negative:</b> If the housing developments are not well-integrated with the surrounding community or if there is insufficient social infrastructure to support these interactions, there is a risk that the intended social benefits may not materialise. This could exacerbate feelings of isolation, particularly in areas of the district that are already underserved in terms of social and recreational facilities.</p>				
<p><b>Living environmental conditions potentially</b></p>	<p><b>Positive:</b> The HIA data highlights that many older adults in Harborough currently live in</p>	<p><b>Positive:</b> Definite, given the policy's specific focus on designing housing that meets the</p>	<p><b>Positive:</b> The positive impacts on living environmental conditions will be particularly significant</p>	<p><b>Positive:</b> Medium to long term, as the improvements in living conditions will become</p>	<p><b>Positive:</b> Major, as improving the living environmental conditions for older adults is critical for</p>

<p><b>affecting health</b></p>	<p>housing that is not suited to their physical needs, contributing to a range of health issues, including falls and chronic pain. Policy DN05 addresses these concerns by ensuring that new specialist housing is designed to be accessible and adaptable to the needs of older adults. Features such as step-free access, wide doorways, and accessible bathrooms will create safer living environments, reducing the risk of injury and improving overall physical health. Additionally, the inclusion of natural light, ventilation, and</p>	<p>physical and environmental needs of older adults. The likelihood of positive impacts is further supported by the alignment of the policy with the health challenges identified in the HIA.</p> <p><b>Negative:</b> Possible, particularly if there are issues with construction quality or if the developments are located in less desirable areas with environmental challenges.</p>	<p>for older adults currently living in inadequate housing. The benefits will be widely distributed across the district, though they may be most impactful in areas where poor housing conditions are currently contributing to health issues among older adults.</p> <p><b>Negative:</b> The potential negative impacts could be localised, affecting residents of specific developments where environmental quality is compromised.</p>	<p>evident once residents move into these new homes. The positive impacts on health and well-being are expected to accrue over time as residents benefit from living in safer, more accessible environments.</p> <p><b>Negative:</b> Medium term, particularly if issues related to construction quality or environmental location arise early in the development process. The negative impacts could also emerge over time if maintenance standards are not upheld.</p>	<p>enhancing their health and quality of life. The policy's focus on creating safe, accessible, and well-designed housing is likely to have a profound impact on the well-being of residents.</p> <p><b>Negative:</b> Moderate, but potentially severe in specific developments where living conditions are suboptimal. The negative impacts could lead to a decline in health and quality of life for the affected residents.</p>
--------------------------------	--	--	---	--	--

	<p>access to outdoor spaces will enhance the living environment, promoting mental well-being and reducing the incidence of conditions such as depression, which is prevalent among isolated older adults in the district.</p> <p><b>Negative:</b> Potential negative impacts could arise if the environmental quality of these housing developments is compromised, either due to poor construction standards or inadequate maintenance. If these developments are located in areas with high levels of noise or air</p>				
--	--	--	--	--	--

	pollution, it could negatively impact the health of residents, particularly those with pre-existing respiratory or cardiovascular conditions.				
<b>Economic conditions and links affecting health</b>	<p><b>Positive:</b> The HIA data indicates that a significant number of older adults in Harborough face financial challenges, particularly those who are reliant on fixed incomes. Policy DN05 aims to alleviate some of these challenges by providing affordable specialist housing, which will reduce the financial burden on older adults and their families. This, in turn, supports better health</p>	<p><b>Positive:</b> Probable, as the policy is designed to provide affordable housing options that meet the specific needs of older adults in Harborough. The likelihood of positive economic impacts is further supported by the policy's alignment with the economic challenges identified in the HIA.</p> <p><b>Negative:</b> Possible, particularly if there are unforeseen cost overruns during the development process</p>	<p><b>Positive:</b> The positive economic impacts will be widespread, particularly benefiting older adults who are at risk of financial hardship. The policy's emphasis on affordable housing will help to ensure that these benefits are distributed equitably among older adults, regardless of their income level.</p> <p><b>Negative:</b> The potential negative impacts could be localised, affecting specific developments or areas where the economic viability of the</p>	<p><b>Positive:</b> Medium to long term, as residents move into these affordable housing units and begin to experience the benefits of reduced financial stress and improved economic stability. The positive impacts on health and well-being are expected to grow over time as the economic benefits of affordable housing become more pronounced.</p>	<p><b>Positive:</b> Major, as access to affordable housing is critical for the economic stability and overall well-being of older adults. The policy's focus on affordability is likely to have a significant positive impact on the financial health of residents and their families.</p> <p><b>Negative:</b> Moderate, but potentially severe in specific developments or areas where the economic viability of</p>

	<p>outcomes by allowing residents to allocate more of their income towards essential needs such as healthcare, nutrition, and social activities. The policy's emphasis on affordability is particularly important in Harborough, where the cost of living can be a barrier to accessing suitable housing for many older adults.</p> <p><b>Negative:</b> Potential negative impacts could arise if the cost of developing and maintaining these specialist housing units exceeds initial projections, leading to increased housing costs or</p>	<p>or if market conditions change in a way that increases the cost of housing. The negative impacts are more likely if there is insufficient financial planning or if the developments are not economically viable in the long term.</p>	<p>housing is in question. Additionally, if the developments lead to changes in property values, the economic impacts could be felt more broadly in the surrounding communities.</p>	<p><b>Negative:</b> Medium term, particularly if there are unexpected costs associated with the development or maintenance of these housing units. The negative impacts could also emerge over time if the housing market changes or if the developments are not financially sustainable.</p>	<p>the housing is compromised. The negative impacts could lead to increased financial stress and a decline in economic stability for the affected residents.</p>
--	--	--	--	---	--

	<p>reduced availability of affordable options. Additionally, if these developments are concentrated in certain areas, it could lead to localised economic disparities or negatively impact property values in surrounding neighborhoods.</p>				
<p><b>Access to and quality of services</b></p>	<p><b>Positive:</b> The HIA data indicates that access to healthcare and social care services is a critical concern for older adults in Harborough, particularly in more rural areas where services may be less accessible. Policy DN05 is designed to improve access to these essential</p>	<p><b>Positive:</b> Definite, as the policy is designed to ensure that specialist housing is integrated with existing community services and infrastructure, thereby improving access to essential care and support for older adults.</p> <p><b>Negative:</b> Possible, particularly if the pace of development</p>	<p><b>Positive:</b> The positive impacts on access to and quality of services will be widespread across the district, particularly benefiting older adults who move into these specialist housing units. The policy's emphasis on integrating housing with community infrastructure will help to ensure that these benefits are distributed equitably among</p>	<p><b>Positive:</b> Medium to long term, as residents move into these specialist housing units and begin to access the services they need to maintain their health and well-being. The positive impacts on access to and quality of services are expected to grow over time as the</p>	<p><b>Positive:</b> Major, as access to quality services is critical for the health and well-being of older adults. The policy's focus on integrating housing with community infrastructure is likely to have a significant positive impact on the ability of residents to access the care and support they need.</p>

	<p>services by integrating specialist housing developments with existing community infrastructure. By locating these developments in areas with good access to healthcare, social care, and public transportation, the policy ensures that older adults can easily access the services they need to maintain their health and well-being. The design of these housing units, which includes accessibility features and proximity to services, will further enhance the ability of residents to live independently and access necessary</p>	<p>outstrips the capacity of local services or if there is insufficient planning to address the increased demand for services. The negative impacts are more likely if there is a lack of coordination between housing development and service provision.</p>	<p>residents, regardless of their location within the district.</p> <p><b>Negative:</b> The potential negative impacts could be more localised, affecting specific areas where service capacity is already strained or where the housing developments are not well-integrated with existing infrastructure.</p>	<p>developments become established and service integration improves.</p> <p><b>Negative:</b> Medium term, particularly if there are delays in expanding service capacity or if the housing developments are not well-integrated with existing services. The negative impacts could also emerge over time if the demand for services continues to grow without a corresponding increase in service provision.</p>	<p><b>Negative:</b> Moderate, but potentially severe in specific areas where service capacity is inadequate or where access to services is limited. The negative impacts could lead to a decline in health outcomes and quality of life for the affected residents.</p>
--	--	---	---	--	---

	<p>care. Additionally, the policy's emphasis on creating age-friendly environments will help to ensure that older adults can access public spaces, social opportunities, and other community resources that are essential for their quality of life.</p> <p><b>Negative:</b> Potential negative impacts could arise if the increased demand for services generated by these housing developments is not matched by an expansion of service capacity. If healthcare, social care, or transportation services are</p>				
--	---	--	--	--	--

	<p>overstretched, it could lead to longer wait times, reduced access to care, and a decline in service quality. Additionally, if the developments are located in areas with poor access to services, it could exacerbate existing disparities in access to care for older adults.</p>				
<p><b>Macro-economic, environmental and sustainability factors</b></p>	<p><b>Positive:</b> Policy DN05 is expected to contribute positively to the economic and environmental sustainability of Harborough District by addressing the specific housing needs of the aging population, which represents a growing demographic. The development of</p>	<p><b>Positive:</b> Highly probable, given that the policy explicitly promotes sustainability through the use of energy-efficient designs and the integration of green spaces. The positive economic impact is also likely, considering that these developments will reduce the long-term costs associated with healthcare and social</p>	<p><b>Positive:</b> The benefits of improved economic stability and environmental sustainability will be felt across the entire district, particularly benefiting the aging population, which makes up a significant portion of Harborough’s demographic. The integration of green infrastructure and energy-efficient designs will contribute to</p>	<p><b>Positive:</b> Long term, as the sustainability benefits of these specialist housing developments will accumulate over time. The economic benefits, such as reduced healthcare costs and improved financial stability for older residents, will also become more apparent as</p>	<p><b>Positive:</b> Major, as promoting sustainability and economic stability is critical for the long-term health and well-being of both the residents of these specialist housing units and the broader community in Harborough. The policy’s focus on sustainability is likely to have a significant positive impact on</p>

	<p>high-quality, accessible, and energy-efficient housing for older adults will support economic stability by reducing the burden on healthcare and social services. By allowing older adults to live independently for longer, these housing units can help prevent costly hospitalisations and long-term care admissions, thereby easing the economic strain on public services. Environmentally, the focus on sustainable building practices, including energy-efficient designs and the integration of green spaces, aligns with broader goals of</p>	<p>services for older adults in Harborough, a district where the aging population is rapidly growing.</p> <p><b>Negative:</b> Possible, particularly if the environmental impacts of construction are not effectively mitigated or if the developments are not evenly distributed across the district. The negative impacts are more likely if there is inadequate planning or if the implementation of sustainable practices is inconsistent.</p>	<p>broader environmental goals and enhance the quality of life for all residents, not just those in the specialist housing.</p> <p><b>Negative:</b> The potential negative impacts may be more localised, particularly in areas where the environmental costs of construction are highest or where infrastructure is already under pressure. If the developments are not well-integrated into the surrounding environment, there could be adverse effects on local ecosystems and community resources.</p>	<p>the population continues to age.</p> <p><b>Negative:</b> Medium to long term, particularly if the environmental impacts of construction are significant or if the developments do not adhere to high environmental standards. The negative impacts could also emerge if the infrastructure fails to support the increased demand from these new developments.</p>	<p>the district's ability to meet the needs of its aging population in an environmentally and economically sustainable manner.</p> <p><b>Negative:</b> Moderate, but potentially severe in specific developments or areas where the environmental impact of new construction is significant or where infrastructure is already under strain. The negative impacts could lead to long-term challenges for sustainability and resilience if not addressed effectively.</p>
--	---	--	--	--	--

	<p>reducing carbon footprints and enhancing urban resilience. This is particularly important in Harborough, where the aging population is expected to increase significantly, leading to higher demands for energy and resources</p> <p><b>Negative:</b> However, potential negative impacts may include the environmental costs associated with new construction, such as increased carbon emissions and resource use during the building phase. If the developments are concentrated in certain areas, there</p>				
--	--	--	--	--	--

	<p>could be localised environmental degradation, including the loss of natural habitats or increased strain on existing infrastructure, such as water and waste management systems. Moreover, if these housing units are not adequately maintained or if energy efficiency measures are not properly implemented, the long-term environmental benefits could be compromised, leading to higher energy consumption and increased operational costs.</p>				
--	--	--	--	--	--

<b>Policy DN06: Gypsy and Traveller and Travelling Show People Accommodation</b>	<b>Health Impact Assessment Appraisal Tool: LCC Public Health</b>				
	<b>Nature</b>  How will the proposal affect health? Positive or Negative?	<b>Likelihood</b>  Possible/ Probable/ Definite	<b>Scale / distribution</b>  Will different groups of people be impacted in different ways?	<b>Timing</b>  Short/ medium/ long term	<b>Severity</b>  Minor/ moderate/ major
<b>Direct influences on health and behaviour</b>	<b>Positive:</b> Policy DN06 is anticipated to have a significant positive impact on the health and behaviour of Gypsy, Traveller, and Travelling Showpeople communities by providing safe, secure, and culturally sensitive accommodation.	<b>Positive:</b> Highly probable, given that Policy DN06 directly targets the accommodation needs identified in the Gypsy Traveller Accommodation Assessment (GTAA) and aligns with the findings of the HIA, which highlight the need for safe and secure housing to improve health	<b>Positive:</b> The positive health impacts will be widespread across the district, particularly benefiting Gypsy, Traveller, and Travelling Showpeople communities who have historically faced significant health inequalities. The HIA data indicates that these communities have higher rates of chronic illnesses and	<b>Positive:</b> Medium to long term, as the health benefits of improved accommodation will accrue over time as residents move into these new sites and gain access to better living conditions and healthcare services. The HIA data shows that long-term stability	<b>Positive:</b> Major, as the provision of safe and secure accommodation is critical for improving the health and well-being of Gypsy, Traveller, and Travelling Showpeople communities. The HIA data shows that inadequate housing is a significant determinant of poor

	<p>The provision of permanent residential pitches, transit sites, and larger plots for Travelling Showpeople is crucial in reducing the current inadequacies in accommodation, which have been linked to poor health outcomes. The HIA data shows that residents in unauthorised encampments within the Harborough District face significant challenges, including limited access to clean water, sanitation, and healthcare services. By addressing these issues, the policy aims to improve</p>	<p>outcomes. The integration of health and education services within walking distance of the sites further supports the likelihood of positive health and behaviour changes.</p> <p><b>Negative:</b> Possible, particularly if there are delays in the implementation of the policy or if the accommodation provided does not adhere to the good practice design guidelines outlined in the policy. The negative impacts are more likely if there is inadequate maintenance or if the sites are not effectively integrated with local services.</p>	<p>mental health issues compared to the general population. By providing culturally appropriate accommodation with access to essential services, Policy DN06 is expected to reduce these health disparities and improve overall quality of life.</p> <p><b>Negative:</b> The potential negative impacts could be localised, particularly in areas where the development of sites is met with resistance from settled communities, leading to social tensions. The HIA data suggests that community relations could be strained if the sites are not well-integrated or if local residents perceive the developments as a threat to their property</p>	<p>in housing is crucial for improving health outcomes, particularly in reducing the prevalence of chronic conditions and mental health issues among these communities.</p> <p><b>Negative:</b> Medium term, particularly if there are delays in site development or if the accommodation does not meet the required standards. The HIA data indicates that previous delays in providing adequate accommodation have exacerbated health issues among these communities,</p>	<p>health, making this policy's potential impact on health outcomes substantial.</p> <p><b>Negative:</b> Moderate, but potentially severe in areas where the sites are not well-maintained or where there is insufficient provision to meet the needs identified in the GTAA. The HIA data indicates that poor site conditions can lead to significant health risks, including increased exposure to environmental hazards and limited access to healthcare.</p>
--	---	---	---	---	--

	<p>living conditions, reduce the prevalence of chronic illnesses, and enhance overall well-being.</p> <p><b>Negative:</b> Potential negative impacts could arise if the accommodation provided under Policy DN06 does not fully meet the cultural needs of these communities or if there is insufficient provision to address the identified shortfall in pitches. The HIA data indicates that previous attempts to accommodate these communities have sometimes resulted in poorly maintained sites that fail to provide a healthy living</p>		<p>values or community cohesion.</p>	<p>suggesting that timely implementation is critical.</p>	
--	--	--	--------------------------------------	---	--

	environment. If these issues are not adequately addressed, there could be continued health disparities and social tensions.				
<b>Community and Social Influences</b>	<p><b>Positive:</b> Policy DN06 is likely to promote social inclusion and community cohesion by integrating Gypsy, Traveller, and Travelling Showpeople sites into larger residential developments. This integration helps reduce the social exclusion that these communities often face and promotes access to the same infrastructure and services as other</p>	<p><b>Positive:</b> Probable, especially given the policy’s emphasis on good practice design guidelines and proximity to services, which are likely to support positive social interactions and community cohesion. The HIA data supports this, indicating that well-designed and well-integrated sites can significantly improve social outcomes for these communities.</p> <p><b>Negative:</b> Possible, particularly if there is insufficient</p>	<p><b>Positive:</b> The positive impacts on social inclusion and community cohesion will be felt across the district, particularly in areas where Gypsy, Traveller, and Travelling Showpeople have been historically marginalised. The HIA data suggests that these communities will benefit from improved social outcomes, including better access to services and reduced social isolation.</p> <p><b>Negative:</b> The potential negative</p>	<p><b>Positive:</b> Medium to long term, as social inclusion and community cohesion typically take time to develop. The HIA data suggests that over time, as these communities become more integrated into the broader social fabric, the positive social outcomes will become more pronounced.</p> <p>Negative: Medium term, particularly if there are early signs of resistance</p>	<p><b>Positive:</b> Major, as improving social inclusion and community cohesion is critical for the overall well-being of these communities. The HIA data indicates that social inclusion has a profound impact on mental health and access to services, making this a key area for positive intervention.</p> <p><b>Negative:</b> Moderate, but potentially severe in areas where social tensions are high.</p>

	<p>residents. The HIA data highlights that social exclusion and lack of access to services are significant contributors to poor mental health and social outcomes in these communities. By fostering a more inclusive environment, the policy is expected to improve social relations and reduce the stigma associated with these communities.</p> <p><b>Negative:</b> Potential negative impacts could arise if the integration of these sites is not well-managed or if there is significant resistance from the settled population. The HIA data suggests that past</p>	<p>community engagement during the planning and development phases or if local resistance is not adequately addressed. The HIA data indicates that without effective engagement, there is a higher likelihood of social tensions and negative perceptions of these communities.</p>	<p>impacts could be concentrated in areas where the development of sites is met with strong resistance, leading to localised social tensions. The HIA data indicates that these tensions could be exacerbated if the sites are perceived as being imposed on the community without adequate consultation.</p>	<p>or tension that are not effectively managed. The HIA data indicates that early intervention and ongoing engagement are crucial for mitigating negative social impacts.</p>	<p>The HIA data suggests that if not managed effectively, these tensions could lead to significant social isolation and conflict, undermining the policy's goals.</p>
--	--	---	---	---	---

	<p>attempts at integration have sometimes led to tensions, particularly if the settled community perceives the Gypsy, Traveller, and Travelling Showpeople as a threat to their way of life or property values. If these tensions are not effectively managed, it could lead to increased social isolation and conflict.</p>				
<p><b>Living environmental conditions potentially affecting health</b></p>	<p><b>Positive:</b> Policy DN06 will positively impact living environmental conditions by ensuring that new sites conform to good practice design guidelines, including proper drainage,</p>	<p><b>Positive:</b> Highly probable, given that the policy includes specific design guidelines aimed at improving environmental conditions on new sites. The HIA data supports this, indicating that</p>	<p><b>Positive:</b> The positive impacts on living environmental conditions will be widespread across the district, particularly benefiting Gypsy, Traveller, and Travelling Showpeople communities who currently live in</p>	<p><b>Positive:</b> Medium to long term, as the health benefits of improved living environments will become more apparent over time. The HIA data indicates that long-term exposure to poor</p>	<p><b>Positive:</b> Major, as improving the living environmental conditions for these communities is critical for reducing health disparities and improving overall quality of life. The HIA data indicates that</p>

	<p>sanitation, and access to clean water. The HIA data reveals that many existing unauthorised encampments in Harborough District suffer from poor environmental conditions, leading to a range of health issues such as respiratory problems, gastrointestinal illnesses, and increased exposure to environmental hazards. By providing well-designed and well-maintained sites, the policy aims to address these issues and create healthier living environments for these communities.</p>	<p>adherence to these guidelines is likely to result in significant improvements in living conditions and health outcomes.</p> <p><b>Negative:</b> Possible, particularly if there are lapses in enforcement or if budget constraints limit the ability to fully implement the necessary environmental protections. The HIA data suggests that inconsistent implementation of environmental standards in the past has led to variable outcomes in the quality of living conditions for these communities.</p>	<p>substandard conditions. The HIA data indicates that these communities will see significant improvements in their overall health and well-being because of better living environments.</p> <p><b>Negative:</b> The potential negative impacts could be more localised, affecting specific sites that are not well-maintained or that are in environmentally vulnerable areas. The HIA data suggests that these localised impacts could lead to ongoing health risks for residents if not addressed.</p>	<p>environmental conditions has a cumulative effect on health, so timely improvements are crucial for reversing these impacts.</p> <p><b>Negative:</b> Medium term, particularly if there are delays in site development or if the environmental standards are not fully implemented. The HIA data suggests that without timely intervention, the negative health impacts of poor living conditions will persist.</p>	<p>environmental factors are a significant determinant of health for these communities, making this a key area for positive impact.</p> <p><b>Negative:</b> Moderate, but potentially severe in specific sites where environmental risks are not adequately managed. The HIA data suggests that ongoing exposure to environmental hazards could lead to serious health consequences, particularly for vulnerable populations such as children and the elderly.</p>
--	---	---	---	---	--

	<p><b>Negative:</b> Potential negative impacts could arise if the new sites do not fully meet the required environmental standards or if they are located in areas prone to environmental hazards, such as flooding or pollution. The HIA data indicates that past developments have sometimes been situated in less desirable locations, leading to ongoing environmental health risks for residents.</p>				
<p><b>Economic conditions and links affecting health</b></p>	<p><b>Positive:</b> Policy DN06 is expected to have a positive impact on the economic conditions of</p>	<p><b>Positive:</b> Probable, given the policy's emphasis on providing secure accommodation and supporting the</p>	<p><b>Positive:</b> The positive economic impacts will be widespread across the district, benefiting Gypsy, Traveller, and Travelling Showpeople</p>	<p><b>Positive:</b> Medium to long term, as the economic benefits of secure accommodation and better access</p>	<p><b>Positive:</b> Major, as improving economic conditions is critical for reducing health disparities and enhancing overall</p>

	<p>Gypsy, Traveller, and Travelling Showpeople communities by providing secure and permanent accommodation, which is a foundation for economic stability. Secure accommodation allows these communities to engage more effectively in economic activities, including traditional trades and self-employment. The HIA data indicates that economic insecurity is a major concern for these communities, particularly for Travelling Showpeople, whose livelihoods depend on their ability to store and</p>	<p>economic activities of Travelling Showpeople. The HIA data supports this, indicating that secure housing is a critical factor in improving economic stability and health outcomes for these communities.</p> <p><b>Negative:</b> Possible, particularly if the sites are not well-connected to local employment opportunities or if economic activities are restricted due to zoning or other regulations. The HIA data suggests that access to employment is a key determinant of economic and health outcomes for these communities.</p>	<p>communities who currently face significant economic challenges. The HIA data indicates that improving economic conditions will have a direct positive impact on the health and well-being of these communities.</p> <p><b>Negative:</b> The potential negative impacts could be more localised, affecting specific sites that are not well-integrated with local economies or that face restrictions on economic activities. The HIA data suggests that these localised economic challenges could lead to increased financial stress and related health issues.</p>	<p>to employment opportunities will accrue over time. The HIA data indicates that long-term economic stability is crucial for improving health outcomes, particularly in reducing the stress associated with financial insecurity.</p> <p><b>Negative:</b> Medium term, particularly if there are delays in site development or if the economic opportunities associated with these sites are limited. The HIA data suggests that without timely intervention, the economic challenges faced by these communities will persist.</p>	<p>quality of life for these communities. The HIA data indicates that economic factors are a significant determinant of health, making this a key area for positive impact.</p> <p><b>Negative:</b> Moderate, but potentially severe in specific sites where economic opportunities are limited. The HIA data suggests that ongoing economic challenges could lead to significant financial stress and related health issues, particularly for vulnerable populations.</p>
--	---	---	--	---	--

	<p>maintain equipment. By providing adequate space for these activities, the policy will support economic resilience and reduce the financial stress that contributes to poor health outcomes.</p> <p><b>Negative:</b> Potential negative impacts could arise if the policy fails to provide sufficient economic opportunities or if the new sites are not located near areas with employment opportunities. The HIA data suggests that limited access to employment is a significant issue for these communities, and if the sites are</p>				
--	---	--	--	--	--

	situated in remote areas, it could exacerbate economic challenges and related health issues.				
<b>Access to and quality of services</b>	<p><b>Positive:</b> Policy DN06 is likely to significantly improve access to essential services for Gypsy, Traveller, and Travelling Showpeople communities by ensuring that new sites are located within safe walking distance of settlements with access to health, education, and social services. The HIA data indicates that limited access to these services is a</p>	<p><b>Positive:</b> Highly probable, given the policy’s emphasis on integrating sites with local service infrastructure and ensuring proximity to essential services. The HIA data supports this, indicating that improved access to services is likely to result in better health and social outcomes for these communities.</p> <p><b>Negative:</b> Possible, particularly if there are delays in expanding service</p>	<p><b>Positive:</b> The positive impacts on access to and quality of services will be widespread across the district, particularly benefiting Gypsy, Traveller, and Travelling Showpeople communities who currently face significant barriers to accessing essential services. The HIA data indicates that improving access to services will have a direct positive impact on the health, education, and social outcomes for these communities.</p>	<p><b>Positive:</b> Medium to long term, as the benefits of improved access to services will become more apparent over time as residents settle into these new sites and begin to utilise the available services. The HIA data indicates that long-term access to high-quality services is crucial for improving health and social outcomes.</p> <p><b>Negative:</b> Medium term, particularly if</p>	<p><b>Positive:</b> Major, as improving access to and quality of services is critical for reducing health disparities and enhancing overall quality of life for these communities. The HIA data indicates that access to services is a significant determinant of health, education, and social outcomes, making this a key area for positive impact.</p> <p><b>Negative:</b> Moderate, but potentially</p>

	<p>major concern for these communities, leading to poorer health outcomes and lower educational attainment. By improving access to services, the policy aims to reduce these disparities and ensure that these communities have the support they need to thrive.</p> <p><b>Negative:</b> Potential negative impacts could arise if the new sites are not well-integrated with existing service infrastructure or if there is insufficient capacity to meet the increased demand for services. The HIA data suggests that overcrowding and</p>	<p>capacity or if the sites are not well-integrated with existing infrastructure. The HIA data suggests that without sufficient planning and investment in services, the positive impacts of the policy could be undermined.</p>	<p><b>Negative:</b> The potential negative impacts could be more localised, affecting specific sites where service capacity is already strained or where the integration with existing infrastructure is inadequate. The HIA data suggests that these localised challenges could lead to continued barriers to accessing services and poorer outcomes for residents.</p>	<p>there are delays in expanding service capacity or if the integration with existing infrastructure is inadequate. The HIA data suggests that without timely intervention, the challenges associated with accessing services will persist.</p>	<p>severe in specific sites where service capacity is limited or where integration with existing infrastructure is inadequate. The HIA data suggests that ongoing barriers to accessing services could lead to significant health and social challenges for residents.</p>
--	---	--	--	---	--

	<p>limited service availability are already issues in some areas, and without careful planning, these challenges could be exacerbated by the development of new sites.</p>				
<p><b>Macro-economic, environmental and sustainability factors</b></p>	<p><b>Positive:</b> The development of specialist accommodation under Policy DN06 will likely contribute positively to the economic and environmental sustainability of Harborough District. By ensuring that new sites are designed and constructed according to best practice environmental guidelines, the policy supports</p>	<p><b>Positive:</b> Highly probable, given the policy’s emphasis on environmentally sustainable design and the integration of sites with existing infrastructure. The HIA data supports this, indicating that the adoption of best practice environmental guidelines is likely to result in significant improvements in environmental and economic sustainability for these communities.</p>	<p><b>Positive:</b> The positive impacts on environmental and economic sustainability will be felt across the district, particularly benefiting Gypsy, Traveller, and Travelling Showpeople communities who currently face significant challenges in securing stable and sustainable accommodation. The HIA data indicates that these communities will see significant improvements in their overall quality of life as</p>	<p><b>Positive:</b> Long term, as the sustainability benefits of these specialist housing developments are realised over time. The HIA data indicates that the long-term stability provided by secure accommodation will contribute to improved economic and environmental outcomes for these communities.</p>	<p><b>Positive:</b> Major, as promoting sustainability and resilience is critical for the long-term health and well-being of both the residents of these specialist housing units and the broader community in Harborough. The policy’s focus on sustainability is likely to have a significant positive impact on the district’s ability to meet the needs of an aging population in an environmentally</p>

	<p>sustainable land use and reduces the environmental impact of unauthorised encampments, which are often established in environmentally sensitive areas. Additionally, by providing secure accommodation, the policy will support the economic stability of Gypsy, Traveller, and Travelling Showpeople communities, who can engage more fully in economic activities without the disruption caused by insecure living conditions. The HIA data underscores the importance of stable housing for economic and</p>	<p><b>Negative:</b> Possible, particularly if environmental risks are not fully considered in site selection or if economic opportunities are not effectively integrated into the new developments. The HIA data suggests that without careful planning, the environmental and economic benefits of the policy could be compromised.</p>	<p>a result of more sustainable living conditions.</p> <p><b>Negative:</b> The potential negative impacts could be more localised, affecting specific sites that are not well-maintained or that are located in environmentally vulnerable areas. The HIA data suggests that these localised impacts could lead to ongoing environmental and economic challenges for residents if not addressed.</p>	<p><b>Negative:</b> Medium to long term, particularly if the environmental impact of new construction outweighs the sustainability benefits or if the developments are not maintained to high environmental standards. The HIA data suggests that ongoing environmental and economic challenges could undermine the policy's long-term sustainability goals.</p>	<p>and economically sustainable way.</p> <p><b>Negative:</b> Moderate, but potentially severe in specific developments or areas where the environmental impact of new construction is significant or where infrastructure is already under strain. The HIA data suggests that without careful planning and ongoing management, the environmental and economic benefits of the policy could be compromised.</p>
--	--	--	--	--	--

	<p>social stability, particularly in reducing the financial stress that contributes to poor health outcomes.</p> <p><b>Negative:</b> Potential negative impacts could arise if the environmental sustainability of new developments is not adequately addressed, particularly if sites are located in areas prone to environmental risks such as flooding or pollution. The HIA data highlights the importance of site selection and environmental management in preventing long-term environmental degradation. Additionally, if economic</p>				
--	--	--	--	--	--

	opportunities are not effectively integrated into these sites, there may be limited economic benefits for residents, which could undermine the policy's goals of promoting sustainability.				
--	--	--	--	--	--

Policy SP09: Development in the Countryside (Residential)	<b>Health Impact Assessment Appraisal Tool: LCC Public Health</b>				
	<b>Nature</b>	<b>Likelihood</b>	<b>Scale / distribution</b>	<b>Timing</b>	<b>Severity</b>
<b>Direct influences on health and behaviour</b>	<p>How will the proposal affect health? Positive or Negative?</p> <p><b>Positive:</b> Policy SP09 is expected to have a significant positive impact on health and behaviour by promoting access to green spaces and encouraging physical activity through the preservation of the rural environment. Research highlights that green exercise,</p>	<p>Possible/ Probable/ Definite</p> <p><b>Positive:</b> Highly probable, given that the policy's guidelines ensure that new developments are proportionate in scale and related to existing settlements, thereby enhancing access to health-promoting environments. The HIA data supports this by highlighting the importance of preserving green</p>	<p>Will different groups of people be impacted in different ways?</p> <p><b>Positive:</b> The positive impacts will be widely distributed across the district, benefiting both new and existing residents by enhancing access to green spaces and promoting active lifestyles. The HIA data indicates that these benefits will be particularly important in areas where residents currently have limited access to natural environments.</p>	<p>Short/ medium/ long term</p> <p><b>Positive:</b> Medium to long term, as the benefits of enhanced green spaces and better access to services will accumulate over time. The HIA data suggests that sustained access to these resources is crucial for long-term health improvements.</p>	<p>Minor/ moderate/ major</p> <p><b>Positive:</b> Major, as improving access to green spaces and ensuring that new developments support healthy behaviors is critical for public health. The HIA data shows that green spaces are a key determinant of mental and physical health in the district.</p> <p><b>Negative:</b> Moderate, as any reduction in</p>

	<p>such as walking and cycling in natural settings, improves mental health and physical well-being (Pretty et al., 2007). The policy's emphasis on maintaining proximity to existing settlements ensures that residents have access to essential services and amenities, reducing the risk of isolation and supporting overall health.</p> <p><b>Negative:</b> Potential negative impacts could include the challenge of ensuring that new residential developments do not contribute to urban sprawl, which could detract</p>	<p>spaces in maintaining public health.</p> <p><b>Negative:</b> Possible, particularly if the implementation of the policy allows for deviations that result in larger, more isolated developments that could strain local infrastructure and reduce the effectiveness of the green environment.</p>	<p><b>Negative:</b> Negative impacts may be more localised, particularly in areas where developments are poorly integrated with existing infrastructure, leading to potential overburdening of local services.</p>	<p><b>Negative:</b> Medium term, particularly if new developments are not carefully managed to prevent the erosion of green spaces or overburdening of local services.</p>	<p>the quality or accessibility of green spaces due to poorly managed development could significantly impact public health.</p>
--	--	--	--	--	---

	<p>from the natural environment and reduce the availability of green spaces. The HIA data indicates that any increase in development density could strain existing healthcare services, particularly in more remote areas where access is already limited.</p>				
<p><b>Community and Social Influences</b></p>	<p><b>Positive:</b> Policy SP09 is likely to enhance community cohesion by supporting the development of affordable and specialist housing within rural communities. The inclusion of affordable housing ensures that younger families</p>	<p><b>Positive:</b> Probable, given that the policy emphasises the importance of integrating new developments with existing settlements and maintaining social networks. The HIA data supports this approach by highlighting the role of social inclusion in promoting health and well-being.</p>	<p><b>Positive:</b> The positive impacts on community cohesion will be felt throughout the district, particularly in areas where affordable and specialist housing is in high demand. The HIA data suggests that these developments will strengthen community ties and provide support for vulnerable populations.</p>	<p><b>Positive:</b> Medium to long term, as the benefits of improved community cohesion will develop over time as new residents integrate into existing communities. The HIA data indicates that long-term social stability is crucial for</p>	<p><b>Positive:</b> Major, as fostering community cohesion and social inclusion is critical for public health. The HIA data shows that strong community ties are associated with better mental health and reduced social isolation.</p> <p><b>Negative:</b> Moderate, as poorly integrated developments could</p>

	<p>and older residents can remain in their communities, fostering a sense of continuity and social stability. The HIA data suggests that maintaining a diverse population in rural areas is crucial for community vitality and social support networks.</p> <p><b>Negative:</b> Potential negative impacts could arise if new developments are not well-integrated with existing communities, leading to social tensions or the perception that new residents are not part of the established community. The HIA data indicates that poorly</p>	<p><b>Negative:</b> Possible, particularly if developments are allowed that do not adhere to the guidelines for integration and proximity to existing communities.</p>	<p><b>Negative:</b> Negative impacts may be more localised, particularly in areas where new developments are perceived as disrupting the existing social fabric.</p>	<p>sustaining health and well-being in rural areas.</p> <p><b>Negative:</b> Medium term, particularly if the integration of new developments is not managed effectively from the outset.</p>	<p>lead to social tensions that undermine community cohesion.</p>
--	---	--	--	--	---

	integrated developments can lead to social isolation, particularly in rural areas where community ties are strong.				
<b>Living environmental conditions potentially affecting health</b>	<b>Positive:</b> Policy SP09 will positively impact living environmental conditions by ensuring that new developments preserve the character of the countryside and maintain access to green spaces. The preservation of natural landscapes is associated with improved mental and physical health, as green spaces promote outdoor activity and provide stress relief (O'Brien, 2006).	<b>Positive:</b> Highly probable, given that the policy includes specific provisions to protect the rural environment and ensure that new developments enhance rather than detract from the character of the countryside. The HIA data supports this approach, emphasising the importance of environmental preservation for public health.  <b>Negative:</b> Possible, particularly if there	<b>Positive:</b> The positive impacts on living environmental conditions will be widespread, benefiting residents across the district by preserving the natural environment and promoting access to green spaces. The HIA data indicates that these benefits are particularly important in areas where environmental quality is already high and contributes significantly to public health.  <b>Negative:</b> Negative impacts may be localised, particularly in	<b>Positive:</b> Medium to long term, as the benefits of maintaining high-quality living environments will accrue over time. The HIA data suggests that sustained access to green spaces and a high-quality environment is crucial for long-term health outcomes.  <b>Negative:</b> Medium term, particularly if environmental degradation occurs	<b>Positive:</b> Major, as maintaining a high-quality living environment is critical for public health. The HIA data shows that environmental factors are a significant determinant of health in rural areas.  <b>Negative:</b> Moderate, as environmental degradation could significantly impact health outcomes, particularly in areas where residents rely on the natural environment for

	<p>The HIA data supports the importance of maintaining high-quality living environments to sustain public health in rural areas.</p> <p><b>Negative:</b> Potential negative impacts could arise if new developments lead to environmental degradation, such as the loss of green spaces or increased pollution. The HIA data indicates that environmental quality is a key determinant of health, and any reduction in this quality could have significant negative impacts on residents' well-being.</p>	<p>are lapses in enforcement or if developments are allowed that do not adhere to environmental protection guidelines.</p>	<p>areas where environmental degradation occurs due to poorly managed developments.</p>	<p>as a result of new developments.</p>	<p>recreation and stress relief.</p>
--	---	--	---	---	--------------------------------------

<p><b>Economic conditions and links affecting health</b></p>	<p><b>Positive:</b> Policy SP09 is expected to positively impact economic conditions by supporting the development of housing for rural workers and promoting economic stability within rural communities. Secure housing for workers is crucial for sustaining rural businesses and ensuring that local economies remain vibrant. The HIA data indicates that economic stability is a key determinant of health, and secure employment and housing are critical components of this stability.</p>	<p><b>Positive:</b> Probable, given that the policy specifically addresses the need for housing linked to rural businesses, which is crucial for sustaining local economies and supporting public health. The HIA data supports this approach, emphasising the link between economic stability and health.</p> <p><b>Negative:</b> Possible, particularly if the implementation of the policy does not adequately address the specific economic needs of different rural areas.</p>	<p><b>Positive:</b> The positive economic impacts will be felt across the district, particularly in areas where rural businesses rely on local workers. The HIA data indicates that improving economic conditions will have a direct positive impact on public health, particularly in reducing financial stress and supporting overall well-being.</p> <p><b>Negative:</b> Negative impacts may be localised, particularly in areas where economic opportunities are limited or where the policy does not fully support local economic development.</p>	<p><b>Positive:</b> Medium to long term, as the benefits of secure housing and economic stability will accrue over time. The HIA data suggests that long-term economic stability is crucial for sustaining health outcomes in rural areas.</p> <p><b>Negative:</b> Medium term, particularly if economic opportunities are not effectively integrated into new developments.</p>	<p><b>Positive:</b> Major, as improving economic conditions is critical for reducing health disparities and supporting overall quality of life. The HIA data shows that economic factors are a significant determinant of health in rural areas.</p> <p><b>Negative:</b> Moderate, as any failure to support local economic development could significantly impact health outcomes, particularly in more remote areas.</p>

	<p><b>Negative:</b> Potential negative impacts could arise if the policy does not adequately support economic opportunities in more remote areas, leading to economic decline and associated health disparities. The HIA data suggests that areas with limited economic opportunities are more likely to experience poor health outcomes.</p>				
<p><b>Access to and quality of services</b></p>	<p><b>Positive:</b> Policy SP09 is likely to improve access to essential services by ensuring that new developments are located within safe and reasonable walking distance of existing</p>	<p><b>Positive:</b> Highly probable, given that the policy emphasises the importance of proximity to services and the integration of new developments with existing infrastructure. The</p>	<p><b>Positive:</b> The positive impacts on access to and quality of services will be felt across the district, particularly in areas where new developments are well-integrated with existing settlements. The HIA data indicates that</p>	<p><b>Positive:</b> Medium to long term, as the benefits of improved access to services will become more apparent over time. The HIA data suggests that sustained access</p>	<p><b>Positive:</b> Major, as improving access to and quality of services is critical for reducing health disparities and supporting overall well-being. The HIA data shows that access to services is</p>

	<p>settlements. This proximity is crucial for ensuring that residents have access to healthcare, education, and social services, which are critical for maintaining health and well-being. The HIA data highlights the importance of service accessibility, particularly in rural areas where residents may already face barriers to accessing services.</p> <p><b>Negative:</b> Potential negative impacts could arise if the policy does not adequately address the need for expanded services to meet</p>	<p>HIA data supports this approach, indicating that improved access to services is likely to result in better health outcomes.</p> <p><b>Negative:</b> Possible, particularly if service capacity is not expanded in line with new developments or if developments are located too far from existing services.</p>	<p>these benefits will be particularly important for older residents and low-income families who may have limited access to transportation.</p> <p><b>Negative:</b> Negative impacts may be more localised, particularly in areas where service capacity is already strained or where new developments are not well-integrated with existing infrastructure.</p>	<p>to high-quality services is crucial for maintaining health outcomes in rural areas.</p> <p><b>Negative:</b> Medium term, particularly if service capacity is not expanded in line with new developments.</p>	<p>a significant determinant of health in rural areas.</p> <p><b>Negative:</b> Moderate, as any failure to expand service capacity in line with new developments could significantly impact health outcomes, particularly for vulnerable populations.</p>
--	--	--	--	---	---

	<p>the demands of new developments. The HIA data indicates that service capacity in some rural areas is already strained, and any increase in population could exacerbate these issues.</p>				
<p><b>Macro-economic, environmental and sustainability factors</b></p>	<p><b>Positive:</b> Policy SP09 will contribute positively to the economic and environmental sustainability of Harborough District by ensuring that new developments are designed to preserve the rural landscape and support local economies. The policy's focus on maintaining green spaces and preventing urban</p>	<p><b>Positive:</b> Highly probable, given that the policy includes specific provisions for environmental protection and sustainability. The HIA data supports this approach, indicating that sustainable development practices are likely to result in significant long-term health benefits.</p> <p><b>Negative:</b> Possible, particularly if</p>	<p><b>Positive:</b> The positive impacts on economic and environmental sustainability will be felt across the district, benefiting all residents by preserving the natural environment and supporting local economies. The HIA data indicates that these benefits are particularly important in areas where environmental quality is a key determinant of health.</p>	<p><b>Positive:</b> Long term, as the sustainability benefits of well-designed rural developments will accrue over time. The HIA data suggests that long-term environmental and economic stability is crucial for sustaining health outcomes in rural areas.</p> <p><b>Negative:</b> Medium to long term,</p>	<p><b>Positive:</b> Major, as promoting sustainability and resilience is critical for the long-term health and well-being of both the residents and the broader community in Harborough. The HIA data shows that sustainable development practices are essential for maintaining environmental quality and supporting economic stability.</p>

	<p>sprawl aligns with broader sustainability goals, promoting environmental stewardship and reducing the carbon footprint of rural developments. The HIA data supports the importance of sustainable development for long-term health outcomes, particularly in preserving environmental quality and supporting economic stability.</p> <p><b>Negative:</b> Potential negative impacts could arise if the policy does not fully address the environmental risks associated with new developments,</p>	<p>environmental risks are not fully considered in site selection or if developments are allowed that do not adhere to sustainability guidelines.</p>	<p><b>Negative:</b> Negative impacts may be more localised, particularly in areas where environmental degradation occurs due to poorly managed developments.</p>	<p>particularly if the environmental impact of new developments outweighs the sustainability benefits.</p>	<p><b>Negative:</b> Moderate, but potentially severe in specific developments or areas where the environmental impact of new construction is significant or where infrastructure is already under strain.</p>
--	---	---	--	--	---

	<p>such as increased pollution or habitat loss. The HIA data indicates that environmental degradation is a significant concern in rural areas and could undermine the long-term sustainability of the district.</p>				
--	---	--	--	--	--

Policy SP10: Green Wedges	Health Impact Assessment Appraisal Tool: LCC Public Health				
	<b>Nature</b>  How will the proposal affect health? Positive or Negative?	<b>Likelihood</b>  Possible/ Probable/ Definite	<b>Scale / distribution</b>  Will different groups of people be impacted in different ways?	<b>Timing</b>  Short/ medium/ long term	<b>Severity</b>  Minor/ moderate/ major
<b>Direct influences on health and behaviour</b>	<b>Positive:</b> Policy SP10 is expected to have a significant positive impact on health and behaviour by preserving Green Wedges, which provide essential green spaces that promote physical activity, reduce stress, and enhance mental well-being. The policy ensures that these areas remain accessible for	<b>Positive:</b> Highly probable, given that the policy explicitly aims to preserve and enhance the open and undeveloped character of Green Wedges while maintaining their accessibility for recreational use. The HIA data supports this, indicating that well-maintained green spaces are likely to result in significant health benefits for the population.	<b>Positive:</b> The positive health impacts will be widely distributed across the district, benefiting both urban and rural residents who use Green Wedges for recreation and relaxation. The HIA data indicates that these benefits will be particularly important for communities near Green Wedges, where residents rely on these spaces for physical activity and mental health support.	<b>Positive:</b> Medium to long term, as the benefits of preserving and enhancing Green Wedges will accumulate over time, leading to sustained improvements in public health. The HIA data suggests that long-term access to high-quality green spaces is crucial for maintaining health outcomes.	<b>Positive:</b> Major, as maintaining access to green spaces and ensuring their quality directly supports physical and mental health. The HIA data shows that green spaces are a key determinant of health, particularly for mental well-being and stress reduction.  <b>Negative:</b> Minor to moderate, depending on the extent of any environmental

	<p>recreational use, which is crucial for maintaining physical health and preventing lifestyle-related diseases. Research indicates that green exercise, such as walking and cycling in natural environments, can improve self-esteem and mood, regardless of the type or duration of activity (Pretty et al., 2007). Additionally, the preservation of green spaces contributes to air quality improvement, which has direct health benefits.</p> <p><b>Negative:</b> Potential negative impacts are minimal but could arise if</p>	<p><b>Negative:</b> Possible, but unlikely, as the policy includes measures to prevent overdevelopment and ensure the sustainable use of Green Wedges. The HIA data suggests that negative impacts are more likely to occur if there is a failure to manage and maintain these areas effectively.</p>	<p><b>Negative:</b> Negative impacts, if any, would likely be localised and limited to specific areas where overuse or poor maintenance occurs.</p>	<p><b>Negative:</b> Medium term, particularly if there is a delay in implementing maintenance and management plans, which could lead to temporary degradation of green spaces.</p>	<p>degradation or reduced access to these spaces.</p>
--	--	---	---	--	---

	<p>access to Green Wedges is not adequately managed or if these spaces become overused or degraded. The HIA data suggests that overuse of recreational areas without proper maintenance can lead to environmental degradation, which could reduce the health benefits associated with these spaces.</p>				
<p><b>Community and Social Influences</b></p>	<p><b>Positive:</b> Policy SP10 is likely to enhance community cohesion by preserving Green Wedges, which serve as communal spaces where residents can engage in social</p>	<p><b>Positive:</b> Probable, given that the policy emphasises the preservation of Green Wedges for recreational and social use. The HIA data supports this approach, highlighting the importance of green spaces for</p>	<p><b>Positive:</b> The positive impacts on community and social cohesion will be felt across the district, particularly in areas where Green Wedges are heavily used for social and recreational purposes. The HIA data indicates that these benefits will</p>	<p><b>Positive:</b> Medium to long term, as the benefits of enhanced community cohesion will develop over time as residents continue to use and value these spaces. The HIA</p>	<p><b>Positive:</b> Major, as fostering community cohesion and social inclusion is critical for overall well-being. The HIA data shows that strong community ties are associated with better mental health</p>

	<p>activities, outdoor sports, and recreational pursuits. These spaces provide opportunities for social interaction, which is important for building and maintaining community ties. The HIA data suggests that access to communal green spaces is associated with increased social cohesion and a stronger sense of community identity.</p> <p><b>Negative:</b> Potential negative impacts could arise if developments within Green Wedges are not well-integrated with the existing community, leading</p>	<p>fostering community ties and promoting social interaction.</p> <p><b>Negative:</b> Possible, particularly if new developments are allowed that do not align with the policy's goals of preserving the open and undeveloped character of Green Wedges.</p>	<p>be widespread, supporting community well-being in both urban and rural areas.</p> <p><b>Negative:</b> impacts, if they occur, would likely be localised and related to specific developments that disrupt the social value of Green Wedges.</p>	<p>data suggests that long-term preservation of Green Wedges is crucial for sustaining community ties and social well-being.</p> <p><b>Negative:</b> Medium term, particularly if developments within Green Wedges are not well-managed and lead to a reduction in their social value.</p>	<p>and reduced social isolation.</p> <p><b>Negative:</b> Moderate, as disruptions to the social value of Green Wedges could impact community cohesion and social interactions.</p>
--	--	--	--	--	--

	to a reduction in the social value of these spaces. The HIA data indicates that poorly planned developments could disrupt social interactions and reduce the perceived value of Green Wedges as communal spaces.				
<b>Living environmental conditions potentially affecting health</b>	<b>Positive:</b> Policy SP10 will positively impact living environmental conditions by preserving the open and undeveloped character of Green Wedges, which contribute to air quality, biodiversity, and the overall aesthetic of the district. The preservation of these green	<b>Positive:</b> Highly probable, given that the policy includes specific provisions to protect the open and undeveloped character of Green Wedges while allowing only limited, appropriate development. The HIA data supports this approach, indicating that the preservation of green spaces is likely to result in significant	<b>Positive:</b> The positive impacts on living environmental conditions will be widely distributed, benefiting residents throughout the district by preserving the natural environment and promoting access to green spaces. The HIA data indicates that these benefits are particularly important in areas where environmental quality contributes significantly to public health.	<b>Positive:</b> Medium to long term, as the benefits of preserving and enhancing Green Wedges will be realised over time, contributing to sustained improvements in environmental quality and public health. The HIA data suggests that long-term preservation of green spaces is crucial for	<b>Positive:</b> Major, as maintaining high-quality living environments is critical for public health. The HIA data shows that environmental factors are a significant determinant of health, particularly in relation to air quality and access to nature.  <b>Negative:</b> Moderate, as environmental

	<p>spaces is associated with improved mental and physical health, spaces promote outdoor activity, reduce stress, and provide a connection to nature (O'Brien, 2006). The HIA data supports the importance of maintaining high-quality living environments to sustain public health in both urban and rural areas.</p> <p><b>Negative:</b> Potential negative impacts could arise if developments within Green Wedges lead to environmental degradation, such as habitat loss or</p>	<p>long-term health benefits.</p> <p><b>Negative:</b> Possible, but unlikely, as the policy's stringent criteria for development within Green Wedges are designed to prevent environmental degradation.</p>	<p><b>Negative:</b> Negative impacts, if they occur, would likely be localized and limited to areas where inappropriate development or poor management leads to environmental degradation.</p>	<p>maintaining health outcomes.</p> <p><b>Negative:</b> Medium term, particularly if environmental degradation occurs due to poorly managed developments within Green Wedges.</p>	<p>degradation could significantly impact health outcomes, particularly in areas where residents rely on Green Wedges for recreation and stress relief.</p>
--	--	---	--	---	---

	<p>increased pollution. The HIA data indicates that environmental quality is a key determinant of health, and any reduction in this quality could have significant negative impacts on residents' well-being.</p>				
<p><b>Economic conditions and links affecting health</b></p>	<p><b>Positive:</b> Policy SP10 is expected to have a positive impact on economic conditions by preserving Green Wedges, which contribute to the overall attractiveness of the district as a place to live and work. The presence of well-maintained green spaces can</p>	<p><b>Positive:</b> Probable, given that the policy supports limited, appropriate development within Green Wedges that can enhance their recreational and economic value. The HIA data supports this approach, indicating that well-managed green spaces contribute to economic stability and public health.</p>	<p><b>Positive:</b> The positive economic impacts will be felt across the district, particularly in areas where Green Wedges are used for recreation and tourism. The HIA data indicates that improving the economic value of green spaces will have a direct positive impact on public health, particularly by reducing financial stress and supporting overall well-being.</p>	<p><b>Positive:</b> Medium to long term, as the economic benefits of preserving and enhancing Green Wedges will develop over time. The HIA data suggests that long-term economic stability is crucial for sustaining health outcomes in rural and urban areas.</p>	<p><b>Positive:</b> Major, as improving economic conditions is critical for reducing health disparities and supporting overall quality of life. The HIA data shows that economic factors are a significant determinant of health in both rural and urban areas.</p> <p><b>Negative:</b> Moderate, as any failure to support local</p>

	<p>enhance property values, attract new residents, and support local businesses, particularly those related to recreation and tourism. The HIA data suggests that economic stability and growth are linked to the quality of the local environment, which in turn supports public health.</p> <p><b>Negative:</b> Potential negative impacts could arise if the policy does not adequately support economic opportunities related to the use of Green Wedges, such as outdoor sports and recreation. The HIA data indicates that</p>	<p><b>Negative:</b> Possible, particularly if the policy does not fully leverage the economic potential of Green Wedges or if development restrictions limit economic opportunities.</p>	<p><b>Negative:</b> Negative impacts may be localised, particularly in areas where economic opportunities related to Green Wedges are not fully realised.</p>	<p><b>Negative:</b> Medium term, particularly if economic opportunities related to Green Wedges effectively integrated into local development plans.</p>	<p>economic development could significantly impact health outcomes, particularly in areas with limited economic opportunities.</p>
--	--	--	---	--	--

	<p>areas with limited economic opportunities are more likely to experience poor health outcomes, particularly if the economic benefits of green spaces are not fully realised.</p>				
<p><b>Access to and quality of services</b></p>	<p><b>Positive:</b> Policy SP10 is likely to improve access to recreational services by preserving Green Wedges, which provide valuable spaces for outdoor activities and sports. These spaces are important for promoting physical activity and offering residents opportunities to engage in healthy behaviours. The</p>	<p><b>Positive:</b> Highly probable, given that the policy prioritises the preservation of Green Wedges for recreational use and ensures that these spaces remain accessible to the public. The HIA data supports this, indicating that maintaining access to high-quality recreational services is likely to result in significant health benefits.</p>	<p><b>Positive:</b> The positive impacts on access to and quality of services will be widely distributed, benefiting residents throughout the district by providing high-quality recreational spaces that support physical and mental health. The HIA data indicates that these benefits are particularly important in areas where access to recreational services is currently limited.</p>	<p><b>Positive:</b> Medium to long term, as the benefits of maintaining access to high-quality recreational services will be realised over time. The HIA data suggests that sustained access to recreational services is crucial for maintaining health outcomes.</p> <p><b>Negative:</b> Medium term, particularly if access to Green</p>	<p><b>Positive:</b> Major, as improving access to and quality of recreational services is critical for reducing health disparities and supporting overall well-being. The HIA data shows that access to services is a significant determinant of health in both rural and urban areas.</p> <p><b>Negative:</b> Moderate, as any failure to maintain or improve access to Green</p>

	<p>HIA data highlights the role of Green Wedges in providing accessible recreational services that support physical and mental health.</p> <p><b>Negative:</b> Potential negative impacts could arise if access to Green Wedges is restricted or if the quality of these spaces deteriorates due to poor maintenance or overuse. The HIA data indicates that restricted access to recreational services can lead to decreased physical activity and poorer health outcomes.</p>	<p><b>Negative:</b> Possible, particularly if access to Green Wedges is restricted or if these spaces are not adequately maintained.</p>	<p><b>Negative:</b> Negative impacts, if they occur, would likely be localised and limited to areas where access to Green Wedges is restricted or where the quality of these spaces deteriorates.</p>	<p>Wedges is restricted or if these spaces are not adequately maintained.</p>	<p>Wedges could significantly impact health outcomes, particularly for residents who rely on these spaces for physical activity.</p>
--	---	--	---	---	--

<p><b>Macro-economic, environmental and sustainability factors</b></p>	<p><b>Positive:</b> Policy SP10 will contribute positively to the environmental and sustainability goals of Harborough District by preserving Green Wedges, which play a crucial role in maintaining biodiversity, supporting ecosystem services, and promoting environmental stewardship. The policy’s focus on retaining and enhancing wildlife habitats and green infrastructure links between urban areas and the countryside aligns with broader sustainability goals. The HIA data supports the</p>	<p><b>Positive:</b> Highly probable, given that the policy includes specific provisions for environmental protection and sustainability. The HIA data supports this approach, indicating that sustainable development practices are likely to result in significant long-term health benefits.</p> <p><b>Negative:</b> Possible, but unlikely, as the policy’s stringent criteria for development within Green Wedges are designed to prevent environmental degradation and promote sustainability.</p>	<p><b>Positive:</b> The positive impacts on environmental sustainability will be widely distributed, benefiting all residents by preserving the natural environment and supporting long-term ecological health. The HIA data indicates that these benefits are particularly important in areas where environmental quality is a key determinant of health.</p> <p><b>Negative:</b> Negative impacts, if they occur, would likely be localised and limited to areas where environmental degradation occurs due to poorly managed developments within Green Wedges.</p>	<p><b>Positive:</b> Long term, as the sustainability benefits of preserving Green Wedges will accumulate over time, contributing to the district’s resilience to environmental and economic challenges. The HIA data suggests that long-term sustainability is crucial for maintaining health outcomes in both rural and urban areas.</p> <p><b>Negative:</b> Medium to long term, particularly if environmental risks are not fully mitigated or if development pressures lead to</p>	<p><b>Positive:</b> Major, as promoting sustainability and environmental stewardship is critical for the long-term health and well-being of residents and the broader community. The HIA data shows that sustainable development practices are essential for maintaining environmental quality and supporting economic stability.</p> <p><b>Negative:</b> Moderate, but potentially severe in specific developments or areas where environmental degradation or loss of green infrastructure is significant.</p>
--	---	---	---	--	--

	<p>importance of sustainable development practices for longterm health outcomes, particularly in preserving environmental quality and supporting resilience to climate change.</p> <p><b>Negative:</b> Potential negative impacts could arise if the policy does not fully address the environmental risks associated with new developments within Green Wedges, such as increased pollution or habitat loss. The HIA data indicates that environmental degradation is a significant concern in rural areas and</p>			<p>the degradation of Green Wedges.</p>	
--	---	--	--	---	--

	could undermine the long-term sustainability of the district.				
--	---	--	--	--	--

Policy IN01: Community Facilities	Health Impact Assessment Appraisal Tool: LCC Public Health				
	<b>Nature</b>  How will the proposal affect health? Positive or Negative?	<b>Likelihood</b>  Possible/ Probable/ Definite	<b>Scale / distribution</b>  Will different groups of people be impacted in different ways?	<b>Timing</b>  Short/ medium/ long term	<b>Severity</b>  Minor/ moderate/ major
<b>Direct influences on health and behaviour</b>	<p><b>Positive:</b> The policy encourages the preservation, diversification, and enhancement of community facilities, which can significantly impact health behaviours. Enhanced access to community facilities, such as public houses with expanded functions (e.g., kitchens, guest accommodations),</p>	<p><b>Positive:</b> Definite. The enhancement and diversification of community facilities are likely to positively impact health behaviours, particularly in areas where such facilities are central to social life.</p> <p><b>Negative:</b> Possible. While the risks of increased alcohol consumption or noise pollution are present, they are not inevitable</p>	<p><b>Positive:</b> The positive impacts will be broadly distributed across different demographic groups, particularly benefiting families with children, elderly residents, and individuals in rural areas who rely on local community facilities for social interaction.</p> <p><b>Negative:</b> Any negative impacts may disproportionately affect lower-income residents if the commercialisation</p>	<p><b>Positive:</b> Short to medium term. The benefits of improved facilities will be felt soon after their development, with ongoing benefits as community engagement and physical activity levels increase.</p> <p><b>Negative:</b> Medium term. Negative impacts, such as noise or increased alcohol</p>	<p><b>Positive:</b> Major. The potential improvements in physical and mental health from enhanced community facilities are significant, contributing to long-term well-being and community resilience.</p> <p><b>Negative:</b> Moderate. The severity of negative impacts can be controlled through effective</p>

	<p>can foster social interaction, reduce loneliness, and promote mental well-being. The addition of children's play areas and spaces for physical activity can encourage healthier lifestyles, particularly in promoting physical activity among children and adults.</p> <p><b>Negative:</b> If the diversification of public houses leads to increased alcohol consumption or noise pollution, it could have adverse health effects, such as exacerbating alcohol misuse or</p>	<p>and can be managed with appropriate regulation.</p>	<p>of facilities leads to increased costs or if noise and activity levels become disruptive in residential areas.</p>	<p>consumption, may take time to manifest but can be mitigated with careful planning.</p>	<p>management and community involvement.</p>
--	---	--	---	---	--

	stress-related health issues.				
<b>Community and Social Influences</b>	<p><b>Positive:</b> Strengthening and diversifying community facilities can enhance social networks, reduce social isolation, and foster a stronger sense of belonging. For example, the use of public houses as multi-functional spaces (e.g., libraries, shops) can create new opportunities for community engagement, benefiting all age groups.</p> <p><b>Negative:</b> If diversification leads to commercialisatio</p>	<p><b>Positive:</b> Definite. The policy is designed to promote community engagement and social interaction, which are likely to be positively influenced by improved facilities.</p> <p><b>Negative:</b> Possible. The risk of alienation due to commercialisation is real but can be managed through inclusive planning that considers the needs of all community members.</p>	<p><b>Positive:</b> The positive impacts will be felt across all demographic groups, with benefits for the elderly, children, and those in rural areas who may have fewer social opportunities.</p> <p><b>Negative:</b> Negative impacts could be more pronounced in economically disadvantaged areas if increased commercialisation leads to exclusion or if the character of the community is compromised.</p>	<p><b>Positive:</b> Immediate to short term. Enhanced social cohesion and community engagement are likely to occur as facilities are developed and diversified.</p> <p><b>Negative:</b> Medium term. Potential negative impacts may emerge as the community adjusts to changes in how facilities are used.</p>	<p><b>Positive:</b> Major. Strengthened social networks and reduced isolation have substantial long-term benefits for public health and community resilience.</p> <p><b>Negative:</b> Moderate. The severity of potential negative impacts can be mitigated with careful planning and community involvement.</p>

	that alienates some community members, particularly older adults or those from lower-income backgrounds, it could weaken social cohesion.				
<b>Living environmental conditions potentially affecting health</b>	<p><b>Positive:</b> Improved and diversified community facilities can enhance the local environment by providing well-maintained spaces for social interaction, recreation, and community services. For example, public houses that expand to include outdoor seating or play areas can improve the attractiveness of</p>	<p><b>Positive:</b> Probable. Enhancements to community facilities are likely to improve the local environment, making it more attractive and conducive to health-promoting activities.</p> <p><b>Negative:</b> Possible. Negative environmental impacts could arise if the expansion of facilities is not carefully planned and managed.</p>	<p><b>Positive:</b> Benefits will be broadly distributed, particularly enhancing the living environment in rural and suburban areas where community facilities are central to social life.</p> <p><b>Negative:</b> Potential negative impacts may disproportionately affect residents living close to expanded facilities, particularly in terms of noise and traffic.</p>	<p><b>Positive:</b> Short to medium term. Improvements to the living environment will be felt soon after facilities are enhanced and diversified.</p> <p><b>Negative:</b> Medium term. Negative environmental impacts may take time to become apparent and can be mitigated through ongoing management.</p>	<p><b>Positive:</b> Major. Improved living environments contribute to overall well-being and quality of life, with long-term benefits for public health.</p> <p><b>Negative:</b> Moderate. The severity of negative impacts can be controlled through effective regulation and community engagement.</p>

	<p>the area and provide safe, welcoming spaces for all age groups.</p> <p><b>Negative:</b> If not properly managed, the expansion of facilities, particularly those that involve increased commercial activity, could lead to issues such as increased noise pollution, traffic, or litter, negatively affecting the living environment.</p>				
<p><b>Economic conditions and links affecting health</b></p>	<p><b>Positive:</b> The policy's support for the diversification of community facilities could create new economic opportunities,</p>	<p><b>Positive:</b> Probable. The creation of new economic opportunities is likely, particularly in areas where community facilities are a significant part of the local economy.</p>	<p><b>Positive:</b> Economic benefits will likely be felt across the community, with particular advantages for small businesses and local entrepreneurs who can capitalise on new opportunities.</p>	<p><b>Positive:</b> Short to medium term. Economic benefits from diversified facilities will emerge as new business opportunities are developed.</p>	<p><b>Positive:</b> Major. Economic stability and job creation are crucial for public health, with long-term benefits for the entire community.</p>

	<p>particularly in rural areas. For example, converting part of a public house into a microbrewery or guest accommodation can stimulate local employment and contribute to economic resilience, which are critical determinants of health.</p> <p><b>Negative:</b> If commercialisation becomes the primary focus, there is a risk that traditional community functions could be overshadowed or lost, potentially leading to job losses in sectors traditionally</p>	<p><b>Negative:</b> Possible. The risk of losing traditional community roles due to commercialisation is present but can be mitigated with balanced development strategies.</p>	<p><b>Negative:</b> Any negative impacts could disproportionately affect workers in traditional roles if commercialisation leads to a shift away from these activities.</p>	<p><b>Negative:</b> Medium term. The loss of traditional roles may occur as the nature of community facilities changes.</p>	<p><b>Negative:</b> Moderate. Negative economic impacts can be managed through support for traditional sectors and inclusive planning.</p>
--	---	---	---	---	--

	supported by community facilities.				
<b>Access to and quality of services</b>	<p><b>Positive:</b> The policy encourages the enhancement of community facilities, improving access to essential services such as healthcare, education, and social services. For example, using part of a public house as a library or post office can bring vital services closer to residents, particularly in rural areas where access may be limited.</p> <p><b>Negative:</b> If diversification efforts are focused</p>	<p><b>Positive:</b> Definite. The policy is designed to improve access to services, which is likely to happen if the facilities are enhanced as intended.</p> <p><b>Negative:</b> Possible. There is a risk that the focus on commercial diversification could detract from the provision of essential services.</p>	<p><b>Positive:</b> Benefits will be widespread, particularly improving access to services in rural areas where community facilities often serve as multi-functional hubs.</p> <p><b>Negative:</b> impacts may disproportionately affect residents in areas where commercial activities overshadow community services.</p>	<p><b>Positive:</b> Short to medium term. Improved access to services will be felt as soon as facilities are enhanced and diversified.</p> <p><b>Negative:</b> Medium term. A potential reduction in community services may occur if commercial activities take precedence.</p>	<p><b>Positive:</b> Major. Improved access to essential services is critical for public health, with significant long-term benefits.</p> <p><b>Negative:</b> Moderate. Negative impacts can be managed through a balanced approach that prioritises essential services in the diversification process.</p>

	more on commercial activities than on essential services, there could be a reduction in the availability of key community services.				
<b>Macro-economic, environmental and sustainability factors</b>	<b>Positive:</b> The policy aligns with broader sustainability goals by encouraging the development of multi-functional community facilities that can serve as hubs for economic activity, social interaction, and environmental stewardship. For example, integrating green infrastructure into community facilities can contribute to	<b>Positive:</b> Probable. The policy's alignment with sustainability goals is likely to promote positive environmental and economic outcomes.  <b>Negative:</b> Possible. The risk of commercialisation undermining sustainability goals is present but can be mitigated with clear guidelines and community engagement.	<b>Positive:</b> Benefits will be broadly distributed, with positive impacts on environmental sustainability, economic resilience, and community well-being.  <b>Negative:</b> Any negative impacts are likely to be localised, affecting specific areas where commercialisation overshadows sustainability efforts.	<b>Positive:</b> Medium to long term. The sustainability benefits of enhanced community facilities will be felt as developments are completed and integrated into the community.  <b>Negative:</b> Medium term. Potential negative impacts may emerge if commercialisation is not balanced with sustainability efforts.	<b>Positive:</b> Major. The integration of sustainability considerations into community facilities can have long-lasting benefits for public health and environmental resilience.  <b>Negative:</b> Moderate. Negative impacts can be managed with effective regulation and community involvement.

	<p>climate change adaptation and environmental sustainability.</p> <p><b>Negative:</b> If not carefully managed, there is a risk that increased commercialisation could undermine sustainability efforts, particularly if new developments prioritise profit over environmental and social considerations.</p>				
--	--	--	--	--	--

**Policy IN02:  
Open space  
and Playing  
Pitches**

**Health Impact Assessment Appraisal Tool: LCC Public Health**

<p><b>Direct influences on health and behaviour</b></p>	<p><b>Positive:</b> The development of new local open spaces and playing pitches will likely lead to increased physical activity among residents, which is crucial in preventing lifestyle-related diseases such as obesity, cardiovascular diseases, and type 2 diabetes. The policy also supports mental well-being by</p>	<p><b>Positive:</b> Definite, given the robust evidence linking access to green spaces with improved physical and mental health outcomes.</p> <p><b>Negative:</b> Possible, particularly if there are disparities in the distribution of open spaces or insufficient funding for maintenance.</p>	<p><b>Positive:</b> The health benefits are likely to be broadly distributed across the district, with particular advantages for children, adolescents, and the elderly, who are more dependent on local amenities for recreation and social interaction. The policy's focus on creating inclusive spaces can help to reduce health inequalities by providing</p>	<p><b>Positive:</b> Medium to long term. The health benefits, particularly those related to physical activity and mental well-being, will accrue over time as residents increasingly utilise these spaces.</p> <p><b>Negative:</b> Medium term, if inequities in access are not addressed early in the implementation</p>	<p><b>Positive:</b> Major, as the provision of well-maintained open spaces can lead to significant improvements in public health, reducing the burden of chronic diseases and improving mental well-being across the district.</p> <p><b>Negative:</b> Moderate, if access disparities or maintenance issues are not</p>
---	--	---	---	---	--

	<b>Nature</b>	<b>Likelihood</b>	<b>Scale / distribution</b>	<b>Timing</b>	<b>Severity</b>
	How will the proposal affect health? Positive or Negative?	Possible/ Probable/ Definite	Will different groups of people be impacted in different ways?	Short/ medium/ long term	Minor/ moderate/ major

	<p>providing accessible green spaces that reduce stress, anxiety, and depression, as noted in research (Koohsari et al., 2015; Wood et al., 2017). The HIA data for Harborough District highlights a higher-than-average prevalence of obesity, particularly among children, making this policy highly relevant to improving public health outcomes.</p> <p><b>Negative:</b> If open spaces are not evenly distributed across the district, particularly in rural or underserved urban areas, there may be inequities in access to these health benefits. Additionally, there is</p>		<p>accessible recreation opportunities for all.</p> <p><b>Negative:</b> There may be disparities in access to these health benefits if the development of open spaces is concentrated in more affluent areas or if rural and underserved urban neighbourhoods are overlooked. This could exacerbate existing health inequalities in the district.</p>	<p>phase, leading to longer-term disparities in health outcomes.</p>	<p>adequately addressed, reducing the potential health benefits for certain populations.</p>
--	--	--	---	--	--

	a risk that without proper maintenance, these spaces could fall into disrepair, reducing their usability and potential health benefits.				
<b>Community and Social Influences</b>	<p><b>Positive:</b> The policy promotes social cohesion and a sense of community by providing spaces where residents can gather, interact, and participate in community events. This is particularly important for fostering a sense of belonging and reducing social isolation, especially among elderly residents and those in rural areas. The creation of open spaces that accommodate diverse community</p>	<p><b>Positive:</b> Probable, as research shows that well-designed communal spaces generally foster social interactions and strengthen community ties.</p> <p><b>Negative:</b> Possible, particularly if the spaces are not designed with inclusivity in mind or if certain areas are neglected in the planning process.</p>	<p><b>Positive:</b> The social benefits are likely to be widespread, particularly in areas where there is currently a lack of communal spaces. The policy’s emphasis on inclusivity and accessibility can help to ensure that all community members benefit.</p> <p><b>Negative:</b> There is a risk of uneven distribution of social benefits if certain communities are excluded from the planning and decision-making processes. This could lead to disparities</p>	<p><b>Positive:</b> Medium to long term. The social benefits of strengthened community networks and increased social interaction will develop over time as residents become more engaged with the spaces.</p> <p><b>Negative:</b> Medium term, if social exclusion issues are not addressed from the outset, leading to longer-</p>	<p><b>Positive:</b> Major, as strengthened social networks and community pride contribute to overall well-being and resilience.</p> <p><b>Negative:</b> Moderate, if social exclusion persists in certain areas, leading to entrenched social divisions and reduced community cohesion.</p>

	<p>activities can strengthen social networks and local pride.</p> <p><b>Negative:</b> If the development of these spaces primarily serves certain groups or areas, there could be an unintentional reinforcement of social divisions, particularly if other parts of the community feel excluded or underserved. Additionally, if the spaces are not perceived as safe or welcoming, they may not be fully utilized, reducing their social impact.</p>		<p>in the quality and availability of community spaces, reinforcing existing social inequalities.</p>	<p>term social divisions.</p>	
<p><b>Living environmental conditions potentially</b></p>	<p><b>Positive:</b> The policy significantly enhances the built environment by</p>	<p><b>Positive:</b> Definite, as the integration of green spaces into urban and rural</p>	<p><b>Positive:</b> The environmental benefits are likely to be widespread, improving</p>	<p><b>Positive:</b> Medium to long term. The environmental benefits, such as</p>	<p><b>Positive:</b> Major, as the provision of well-maintained green spaces can lead to</p>

<p><b>affecting health</b></p>	<p>providing green spaces that improve air quality, reduce noise pollution, and offer opportunities for outdoor activities. These environmental improvements are associated with better overall public health outcomes, including reduced respiratory and cardiovascular diseases, lower stress levels, and increased opportunities for physical activity.</p> <p><b>Negative:</b> Increased maintenance requirements and potential for underuse if these spaces are not well-integrated into the surrounding community or if they do not meet the</p>	<p>environments has been consistently linked to improved environmental conditions and public health.</p> <p><b>Negative:</b> Possible, particularly if there is insufficient planning or funding for the long-term maintenance of these spaces, or if they are not designed in a way that meets the community’s needs.</p>	<p>the overall quality of life across the district. Areas with higher levels of pollution or noise may see particularly significant improvements.</p> <p><b>Negative:</b> If the development of green spaces is concentrated in certain areas, there may be disparities in environmental quality, leading to unequal health outcomes.</p>	<p>improved air quality and reduced noise pollution, will accrue over time as green spaces are developed and maintained.</p> <p><b>Negative:</b> Medium term, if disparities in environmental quality are not addressed early in the implementation phase, leading to longer-term inequalities in health outcomes.</p>	<p>significant improvements in environmental quality and public health, reducing the burden of chronic diseases and improving overall well-being.</p> <p><b>Negative:</b> Moderate, if environmental disparities are not adequately addressed, reducing the potential benefits for certain populations.</p>
--------------------------------	--	--	---	--	---

	needs of the local population.				
<b>Economic conditions and links affecting health</b>	<p><b>Positive:</b> The development of open spaces and playing pitches can stimulate local economies by increasing property values, attracting businesses, and promoting tourism. This can lead to job creation and increased income levels, which are associated with better health outcomes. Additionally, the construction and maintenance of these spaces can provide employment opportunities, particularly in the landscaping and environmental management sectors.</p>	<p><b>Positive:</b> Probable, as well-maintained green spaces are known to enhance the attractiveness of areas, leading to economic benefits.</p> <p><b>Negative:</b> Possible, particularly in areas where property values and living costs are already high, increasing the risk of gentrification.</p>	<p><b>Positive:</b> The economic benefits are likely to be most significant in areas with high foot traffic and potential for business development. However, all areas could see some level of economic improvement due to the overall increase in quality of life and attractiveness.</p> <p><b>Negative:</b> If gentrification occurs, the economic benefits may be unevenly distributed, with low-income residents facing increased living costs and potential displacement.</p>	<p><b>Positive:</b> Medium to long term, as the economic benefits of increased property values and business development accrue over time.</p> <p><b>Negative:</b> Medium term, if gentrification and displacement issues are not addressed early in the implementation phase.</p>	<p><b>Positive:</b> Major, as economic improvements can lead to significant enhancements in public health and well-being.</p> <p><b>Negative:</b> Major, if gentrification leads to significant displacement and increased economic inequalities.</p>

	<p><b>Negative:</b> If the development of these spaces leads to gentrification, there could be negative economic impacts for low-income residents, such as increased living costs and displacement.</p>				
<p><b>Access to and quality of services</b></p>	<p><b>Positive:</b> The policy enhances access to recreational services by providing new open spaces and playing pitches that are easily accessible and cater to a wide range of age groups and activities. This can improve the overall quality of life for residents and provide opportunities for physical activity and social interaction.</p>	<p><b>Positive:</b> Definite, as the policy explicitly aims to enhance access to and the quality of open spaces and recreational facilities.</p> <p><b>Negative:</b> Possible, particularly if there are budget constraints or shifts in political priorities that affect the funding and maintenance of these spaces.</p>	<p><b>Positive:</b> The benefits are likely to be widely distributed, with all residents having improved access to high-quality recreational services. However, the greatest benefits may be seen in areas with limited existing facilities.</p> <p><b>Negative:</b> If resources are not equitably distributed, there may be disparities in access to these services, with some communities</p>	<p><b>Positive:</b> Medium to long term, as the benefits of improved access to recreational services will accrue over time as residents increasingly utilise these spaces.</p> <p><b>Negative:</b> Medium term, if disparities in access are not addressed early in the implementation phase, leading to longer-term</p>	<p><b>Positive:</b> Major, as improved access to high-quality services can lead to significant enhancements in public health and well-being.</p> <p><b>Negative:</b> Moderate, if disparities in access are not adequately addressed, reducing the potential benefits for certain populations.</p>

	<p>The policy's focus on ensuring high-quality design and maintenance also ensures that these spaces remain attractive and safe for public use.</p> <p><b>Negative:</b> If the development and maintenance of these spaces are not adequately funded, there could be a decline in the quality of services over time, reducing their effectiveness and potential health benefits.</p>		benefiting more than others.	inequalities in service quality and availability.	
<b>Macro-economic, environmental and sustainability factors</b>	<b>Positive:</b> The policy contributes to broader environmental sustainability goals by promoting green infrastructure, which can help mitigate the impacts of	<b>Positive:</b> Definite, as the integration of green infrastructure into urban and rural environments is a key component of the policy and aligns with broader sustainability goals.	<b>Positive:</b> The environmental and sustainability benefits are likely to be widespread, contributing to the overall resilience and sustainability of the district. The policy's	<b>Positive:</b> Long term, as the environmental and sustainability benefits of green infrastructure will accrue over time as these spaces	<b>Positive:</b> Major, as the policy can lead to significant environmental and sustainability benefits, contributing to the long-term resilience and well-being of the district.

	<p>climate change, reduce urban heat islands, and enhance biodiversity. The development of open spaces and playing pitches also supports the transition to more sustainable urban and rural environments by encouraging active travel and reducing reliance on cars. Additionally, the policy can contribute to economic development by making the district more attractive to residents, businesses, and tourists.</p> <p><b>Negative:</b> If not carefully managed, the development of new open spaces could lead to</p>	<p><b>Negative:</b> Possible, particularly if there are competing land use priorities or if the development of green spaces leads to unintended environmental or economic consequences.</p>	<p>emphasis on green infrastructure can also help to address broader environmental challenges, such as climate change and biodiversity loss.</p> <p><b>Negative:</b> There may be disparities in the distribution of these benefits if certain areas are prioritised for development over others, leading to unequal access to green infrastructure and its associated benefits.</p>	<p>are developed and maintained.</p> <p><b>Negative:</b> Medium to long term, if disparities in access to green infrastructure are not addressed early in the implementation phase, leading to longer-term inequalities in environmental and economic outcomes.</p>	<p><b>Negative:</b> Moderate, if land use conflicts or disparities in access are not adequately addressed, reducing the potential benefits for certain populations.</p>
--	--	---	--	---	---

	increased land use pressure and potential conflicts with other land uses, such as agriculture or housing.				
--	---	--	--	--	--

**Policy DS01:  
Design**

**Health Impact Assessment Appraisal Tool: LCC Public Health**

<p><b>Direct influences on health and behaviour</b></p>	<p><b>Positive:</b> The policy is designed to promote physical activity by ensuring that new developments incorporate safe pedestrian pathways and cycling routes, encouraging residents to engage in more active lifestyles. The inclusion of green spaces and open areas within developments is</p>	<p><b>Positive:</b> Probable - The policy's design elements are likely to result in increased physical activity and improved mental health, provided that the guidelines are followed during the development process.</p> <p><b>Negative:</b> Possible - There is a possibility that some developments may not fully adhere to the policy, leading to suboptimal health</p>	<p><b>Positive:</b> Widespread - The benefits are expected to be experienced broadly across all demographic groups, with particular advantages for those with limited access to private transport, such as the elderly, children, and low-income households.</p> <p><b>Negative:</b> Localised - The negative impacts may be more pronounced in specific areas where the policy</p>	<p><b>Positive:</b> Medium to long-term - The health benefits associated with increased physical activity and improved mental wellbeing are likely to accumulate over time as developments are completed and residents adapt to the new environments.</p> <p><b>Negative:</b> Medium-term - Any</p>	<p><b>Positive:</b> Moderate - The potential for significant improvements in public health is considerable if the policy is implemented effectively.</p> <p><b>Negative:</b> Minor to moderate - The negative impacts, while less severe, could still undermine the policy's overall objectives if not addressed.</p>
---	---	---	---	---	---

	<b>Nature</b>	<b>Likelihood</b>	<b>Scale / distribution</b>	<b>Timing</b>	<b>Severity</b>
	How will the proposal affect health? Positive or Negative?	Possible/ Probable/ Definite	Will different groups of people be impacted in different ways?	Short/ medium/ long term	Minor/ moderate/ major

	<p>likely to have a positive impact on mental wellbeing, offering residents access to natural environments that have been shown to reduce stress, anxiety, and depression.</p> <p><b>Negative:</b> If the policy is not fully implemented, there may be unintended consequences, such as inadequate infrastructure for active travel, which could limit opportunities for physical activity and contribute to sedentary behaviors. Additionally, if green spaces are poorly maintained, they might fail to</p>	<p>outcomes, especially if oversight is lacking.</p>	<p>is not fully implemented or where there is insufficient investment in infrastructure.</p>	<p>negative impacts would likely emerge during the development phase if the infrastructure is not adequately planned or maintained.</p>	
--	--	--	--	---	--

	provide the anticipated mental health benefits and could even become sources of stress.				
<b>Community and Social Influences</b>	<p><b>Positive:</b> The policy is likely to foster a sense of community and belonging by promoting developments that are in harmony with the local character and include public spaces that encourage social interaction. Such environments can enhance social cohesion, reduce social isolation, and strengthen community identity. The policy's emphasis on high-quality design can also instill local pride</p>	<p><b>Positive:</b> Probable - The policy's focus on maintaining and enhancing local character and distinctiveness is likely to strengthen community ties and promote social wellbeing.</p> <p><b>Negative:</b> Possible - There is a risk that developments may fail to fully engage with or reflect the values of the local community, leading to social friction.</p>	<p><b>Positive:</b> Widespread - The positive social impacts should be felt across diverse demographic groups, contributing to a stronger and more cohesive community.</p> <p><b>Negative:</b> Localised - Negative social impacts may be more significant in areas where development is rapid or where there is insufficient consultation with local residents.</p>	<p><b>Positive:</b> Medium to long-term - The benefits of enhanced social cohesion and community identity are likely to develop and strengthen over time as communities settle into new environments.</p> <p><b>Negative:</b> Short to medium-term - Social tensions and divisions could emerge more quickly if the policy is not implemented with adequate community engagement.</p>	<p><b>Positive:</b> Moderate - The potential for improving social cohesion and reducing isolation is significant, which can have a profound impact on community wellbeing.</p> <p><b>Negative:</b> Minor to moderate - While social divisions could be detrimental, they are unlikely to be severe if addressed early in the planning process.</p>

	<p>and increase the attractiveness of neighborhoods.</p> <p><b>Negative:</b> Poorly executed developments could lead to social divisions, particularly if new buildings are perceived as incongruent with the existing community character or if residents feel excluded from the planning process. This could result in decreased community cohesion and increased social isolation.</p>				
<p><b>Living environmental conditions potentially affecting health</b></p>	<p><b>Positive:</b> The policy supports improved living conditions through the integration of high-quality</p>	<p><b>Positive:</b> Probable - The policy is likely to lead to improved living conditions if its standards are</p>	<p><b>Positive:</b> Widespread - Improved living conditions are expected to benefit a large portion of the population, particularly those in</p>	<p><b>Positive:</b> Medium to long-term - The benefits of improved living conditions will accumulate over</p>	<p><b>Positive:</b> Moderate - The policy has the potential to significantly improve public health by enhancing living</p>

	<p>design, better housing, and enhanced environmental quality. This includes reducing noise pollution, improving air quality, and incorporating green infrastructure to mitigate urban heat islands. These elements contribute to a healthier living environment, which can reduce the incidence of respiratory and cardiovascular diseases.</p> <p><b>Negative:</b> If the policy is not fully enforced, there may be negative outcomes such as poor ventilation, inadequate green</p>	<p>rigorously applied and monitored.</p> <p><b>Negative:</b> Possible - There is a possibility that some developments may not fully comply with the policy, resulting in negative health impacts.</p>	<p>urban areas where environmental stressors are more prevalent.</p> <p><b>Negative:</b> Localised - Negative impacts may be concentrated in areas where developments fail to meet the required standards or where existing environmental conditions are challenging.</p>	<p>time as developments are completed and environmental quality improves.</p> <p><b>Negative:</b> Medium-term - Negative impacts would likely emerge during the development phase if standards are not met or if environmental conditions deteriorate.</p>	<p>conditions, particularly in areas with poor environmental quality.</p> <p><b>Negative:</b> Minor to moderate - The negative impacts are likely to be less severe but could still undermine the overall effectiveness of the policy if not addressed.</p>
--	---	---	---	--	---

	spaces, and increased exposure to environmental hazards like noise and pollution. This could lead to deteriorating living conditions and associated health issues.				
<b>Economic conditions and links affecting health</b>	<p><b>Positive:</b> High-quality design can have positive economic impacts by enhancing property values, attracting investment, and creating jobs. Improved economic conditions can lead to better health outcomes by increasing access to resources, reducing stress, and providing</p>	<p><b>Positive:</b> Probable - The policy is likely to have a positive economic impact if implemented effectively, as high-quality design is often associated with long-term economic benefits.</p> <p><b>Negative:</b> Possible - There is a risk that increased costs associated with high design standards could negatively impact housing affordability and</p>	<p><b>Positive:</b> Widespread - The economic benefits are expected to be broadly distributed across different communities, contributing to overall economic stability and improved health outcomes.</p> <p><b>Negative:</b> Localised - Negative economic impacts may be more pronounced in areas where development costs become prohibitive, leading to potential displacement</p>	<p><b>Positive:</b> Medium to long-term - The economic benefits of high-quality design are likely to become more apparent over time as developments mature and property values stabilise.</p> <p><b>Negative:</b> Medium-term - Negative impacts related to affordability and economic stress could emerge</p>	<p><b>Positive:</b> Moderate - The potential for economic improvement is significant, which can have a substantial impact on public health by enhancing financial stability and access to resources.</p> <p><b>Negative:</b> Minor to moderate - The negative impacts, while potentially disruptive, are likely to be less severe but could still undermine the policy's goals if</p>

	<p>financial stability. The policy's focus on sustainable design can also reduce long-term energy costs, contributing to economic resilience.</p> <p><b>Negative:</b> If development costs rise significantly due to the policy's design requirements, there could be adverse economic impacts, such as reduced housing affordability, which could lead to economic stress for residents and potentially worsen health outcomes.</p>	<p>economic conditions, particularly in low-income areas.</p>	<p>or reduced housing affordability.</p>	<p>during the development and implementation phases, particularly if costs are not managed effectively.</p>	<p>not adequately addressed.</p>
<p><b>Access to and quality of services</b></p>	<p><b>Positive:</b> The policy promotes improved access to and quality of</p>	<p><b>Positive:</b> Probable - The policy's focus on integrating development with the</p>	<p><b>Positive:</b> Widespread - The positive impacts on access to and quality of services are expected</p>	<p><b>Positive:</b> Medium to long-term - The benefits of improved access</p>	<p><b>Positive:</b> Moderate - The potential for improving access to services is</p>

	<p>public services by integrating high-quality design that enhances connectivity, safety, and accessibility. This includes better access to medical services, schools, shops, and recreational facilities. Improved design and planning can make it easier for residents to access essential services, leading to better health outcomes, particularly for vulnerable populations such as the elderly, children, and people with disabilities.</p> <p><b>Negative:</b> If the policy is not</p>	<p>wider environment is likely to enhance access to services and improve their quality.</p> <p><b>Negative:</b> Possible - There is a possibility that certain areas may not fully benefit from improved service access if developments are not strategically planned or if there are delays in service provision.</p>	<p>to be felt across the District, benefiting diverse populations, including those in underserved areas.</p> <p><b>Negative:</b> Localised - Negative impacts may be more significant in areas where service provision lags behind development, particularly in rapidly growing or more isolated communities.</p>	<p>to and quality of services will become more evident as new developments are completed and residents settle into the areas.</p> <p><b>Negative:</b> Medium-term - The negative impacts could emerge during the development phase if infrastructure and services are not adequately planned or delivered in a timely manner.</p>	<p>significant, which can greatly enhance public health by ensuring that residents have better access to healthcare, education, and other essential services.</p> <p><b>Negative:</b> Minor to moderate - The negative impacts, while potentially problematic, are less severe and can be mitigated through careful planning and timely service delivery.</p>
--	---	--	---	---	---

	<p>implemented effectively, there may be inadequate service provision, particularly in rapidly developing areas where infrastructure does not keep pace with population growth. This could result in overcrowded or poorly accessible services, which could negatively impact health and well-being.</p>				
<p><b>Macro-economic, environmental and sustainability factors</b></p>	<p><b>Positive:</b> The policy's emphasis on sustainable design and green infrastructure can have broad environmental and economic benefits. By promoting energy efficiency,</p>	<p><b>Positive:</b> Probable - The policy's focus on sustainability is likely to yield significant environmental and economic benefits, provided that the guidelines are followed and supported by adequate resources.</p>	<p><b>Positive:</b> Widespread - The environmental and economic benefits are expected to be broadly distributed, contributing to overall public health and sustainability across the District.</p> <p><b>Negative:</b> Localised - The negative economic</p>	<p><b>Positive:</b> Long-term - The environmental and economic benefits of sustainable design will become more evident over time as developments mature and the long-term savings</p>	<p><b>Positive:</b> Moderate to major - The potential for significant environmental and economic improvements is substantial, which can have a profound impact on public</p>

	<p>reducing carbon emissions, and enhancing biodiversity, the policy contributes to environmental sustainability, which is essential for long-term public health. Additionally, the focus on high-quality design can boost local economies by attracting investment and promoting economic resilience.</p> <p><b>Negative:</b> The initial costs associated with implementing sustainable design practices could be higher, potentially leading to increased development</p>	<p><b>Negative:</b> Possible - There is a risk that the higher costs associated with sustainable design could negatively impact affordability and economic conditions if not carefully managed.</p>	<p>impacts may be more pronounced in areas where development costs are already high or where there is limited financial support for sustainable practices.</p>	<p>from energy efficiency and other sustainable practices are realised.</p> <p><b>Negative:</b> Medium-term - The negative economic impacts could be felt during the development and implementation phases, particularly if costs are not effectively managed.</p>	<p>health and sustainability.</p> <p><b>Negative:</b> Minor to moderate - The negative impacts, while potentially challenging, are less severe and can be mitigated through strategic planning and financial support for sustainable practices.</p>
--	--	---	--	--	---

	costs and housing prices. This could have a negative economic impact, particularly on low-income households, and may slow the pace of development.				
--	--	--	--	--	--

<b>Policy DS02: Managing Transport Impacts</b>	<b>Health Impact Assessment Appraisal Tool: LCC Public Health</b>				
	<b>Nature</b>  How will the proposal affect health? Positive or Negative?	<b>Likelihood</b>  Possible/ Probable/ Definite	<b>Scale / distribution</b>  Will different groups of people be impacted in different ways?	<b>Timing</b>  Short/ medium/ long term	<b>Severity</b>  Minor/ moderate/ major
<b>Direct influences on health and behaviour</b>	<b>Positive:</b> The policy's focus on encouraging active transportation (walking, cycling) is likely to improve physical activity levels, reduce obesity, and enhance mental wellbeing. This is supported by literature highlighting the positive health outcomes of	<b>Positive:</b> Probable - The establishment of better pedestrian and cycling infrastructure will likely lead to increased physical activity among residents.  <b>Negative:</b> Possible - Increased exposure to pollution is possible in areas with high vehicle traffic, depending on the effectiveness of	<b>Positive:</b> The benefits will be widely distributed across the district, particularly in areas where new infrastructure is developed, encouraging more people to engage in active transportation. Rural areas, with fewer options, might see a lesser impact, though urban residents will benefit more significantly.	<b>Positive:</b> Medium/Long term - Positive health outcomes, particularly from increased physical activity, will manifest over time as the infrastructure is built and residents change their transportation habits.  <b>Negative:</b> Short/Medium	<b>Positive:</b> Moderate - The overall positive impact on public health could be significant, especially in reducing chronic diseases.  <b>Negative:</b> Moderate - Potential health risks from pollution could be moderate, particularly in heavily trafficked areas.

	<p>active travel, including reduced cardiovascular disease risks.</p> <p><b>Negative:</b> Increased exposure to air pollution and noise for those using active transportation modes, particularly in high-traffic areas, could offset some health benefits. Research indicates that traffic-related air pollution is a significant risk factor for respiratory issues and cardiovascular diseases.</p>	<p>pollution mitigation measures.</p>	<p><b>Negative:</b> Negative impacts, such as increased exposure to pollution, are likely to be localised and concentrated in high-traffic urban areas. Vulnerable populations, such as children, the elderly, and those with pre-existing conditions, are at higher risk.</p>	<p>term - Negative impacts from pollution exposure could occur as soon as the infrastructure is used if mitigation measures are not implemented effectively.</p>	
<p><b>Community and Social Influences</b></p>	<p><b>Positive:</b> Enhancing public transport and pedestrian</p>	<p><b>Positive:</b> Probable - The enhancement of public transport and pedestrian networks</p>	<p><b>Positive:</b> Urban areas, where public transport use is higher, will benefit more</p>	<p><b>Positive:</b> Medium/Long term - Improvements in</p>	<p><b>Positive:</b> Moderate - The enhancement of social networks and community cohesion</p>

	<p>infrastructure fosters community cohesion, reduces social isolation, and promotes inclusivity by making transportation accessible to all, including the elderly and disabled. Literature supports the role of community-oriented design in strengthening social networks and improving mental health.</p> <p><b>Negative:</b> If not carefully planned, increased traffic and infrastructure changes could disrupt existing community patterns, increase noise levels, and lead to a loss of</p>	<p>is likely to strengthen social networks and reduce isolation.</p> <p><b>Negative:</b> Possible - Community disruption is possible if the design and implementation of new infrastructure are not sensitive to local needs and existing social patterns.</p>	<p>significantly, but rural areas may also see improved connectivity and reduced social isolation.</p> <p><b>Negative:</b> Disruptions may be more pronounced in communities adjacent to large-scale infrastructure projects, potentially leading to increased social division.</p>	<p>social cohesion and community networks will develop gradually as infrastructure projects are completed.</p> <p><b>Negative:</b> Short/Medium term - Community disruptions could occur quickly as new developments begin, especially if not carefully managed.</p>	<p>could significantly improve mental wellbeing.</p> <p><b>Negative:</b> Moderate - Potential disruptions could moderately affect the community's social fabric, especially in areas with large-scale developments.</p>
--	---	--	---	--	---

	community identity, particularly in areas where large-scale developments are introduced.				
<b>Living environmental conditions potentially affecting health</b>	<p><b>Positive:</b> The policy's emphasis on sustainable transport options is likely to improve air quality and reduce noise pollution over time. This aligns with research showing the benefits of reducing vehicle emissions for public health.</p> <p><b>Negative:</b> During the construction phase and initial implementation, there might be an increase in noise and disruption,</p>	<p><b>Positive:</b> Probable - Improved environmental conditions are likely to occur as vehicle use decreases and active transport options are adopted.</p> <p><b>Negative:</b> Possible - Short-term increases in noise and pollution during construction are possible, depending on the scale of the projects.</p>	<p><b>Positive:</b> The benefits will likely be felt most in urban areas where air quality improvements are needed, but rural areas could also benefit from reduced traffic congestion.</p> <p><b>Negative:</b> Negative impacts will be localised, primarily affecting those living near construction sites or along busy transport routes.</p>	<p><b>Positive:</b> Medium/Long term - Environmental benefits will be realised over time as sustainable transport modes become more prevalent.</p> <p><b>Negative:</b> Short/Medium term - Negative impacts could occur during the construction phase and initial operational period.</p>	<p><b>Positive:</b> Moderate - Improvements in air quality and noise levels could have a significant positive impact on public health.</p> <p><b>Negative:</b> Minor to Moderate - Short-term negative impacts may be minor to moderate, depending on the extent of the disruption during construction.</p>

	potentially leading to short-term negative impacts on local residents.				
<b>Economic conditions and links affecting health</b>	<p><b>Positive:</b> The policy could boost economic activity by improving access to jobs and services, which is critical for health and wellbeing. Enhanced transportation networks can attract businesses, reduce unemployment, and increase income levels, all of which positively influence public health.</p> <p><b>Negative:</b> Increased property values and living costs due to improved</p>	<p><b>Positive:</b> Probable - The economic benefits are likely as improved transport links can enhance access to employment and services.</p> <p><b>Negative:</b> Possible - Economic displacement is possible, especially in areas where property values significantly increase.</p>	<p><b>Positive:</b> The economic benefits will be widely distributed, potentially benefiting all residents, but particularly those in economically depressed areas that gain improved access to jobs and services.</p> <p><b>Negative:</b> Economic displacement will likely be localised, affecting specific communities where property values rise sharply.</p>	<p><b>Positive:</b> Medium/Long term - Economic benefits will develop over time as transportation infrastructure improves and attracts businesses.</p> <p><b>Negative:</b> Medium/Long term - Displacement and its negative effects could also occur over time as property values increase.</p>	<p><b>Positive:</b> Moderate - The economic improvements could moderately enhance overall public health.</p> <p><b>Negative:</b> Moderate - The severity of displacement impacts could be moderate, especially if it leads to significant demographic shifts in vulnerable communities.</p>

	<p>infrastructure could lead to economic displacement, particularly of lower-income residents, which could negatively impact their health by reducing their access to affordable housing and services.</p>				
<p><b>Access to and quality of services</b></p>	<p><b>Positive:</b> Enhanced transport infrastructure improves access to healthcare, education, and other critical services, which is essential for maintaining and improving health outcomes. Research supports the link between improved transport access</p>	<p><b>Positive:</b> Definite - Improved transport links will almost certainly enhance access to essential services.</p> <p><b>Negative:</b> Possible - Unequal access is possible if the infrastructure is not equitably distributed across the district.</p>	<p><b>Positive:</b> The improvements in service access will benefit the entire district, particularly underserved areas where transport links have been poor.</p> <p><b>Negative:</b> Negative impacts would likely be limited to areas where transport improvements are insufficient, potentially leaving some communities behind.</p>	<p><b>Positive:</b> Medium/Long term - Benefits will develop as new infrastructure is built and residents begin to use improved transport links to access services.</p> <p><b>Negative:</b> Medium term - Unequal access could become apparent during the initial phases of</p>	<p><b>Positive:</b> Moderate - Improved access to services could have a significant positive impact on public health.</p> <p><b>Negative:</b> Minor to Moderate - The severity of negative impacts would likely be minor to moderate, depending on the extent of access inequalities.</p>

	<p>and better health service utilisation.</p> <p><b>Negative:</b> If new infrastructure prioritises certain areas over others, it could lead to unequal access, where some communities benefit more than others, exacerbating existing inequalities.</p>			<p>infrastructure development.</p>	
<p><b>Macro-economic, environmental and sustainability factors</b></p>	<p><b>Positive:</b> The policy promotes sustainability by encouraging active transportation and public transport use, which can reduce carbon emissions and mitigate climate change. This aligns with research</p>	<p><b>Positive:</b> Probable - The reduction in carbon emissions and improvement in environmental sustainability are likely as active transportation and public transport options are prioritised.</p> <p><b>Negative:</b> Possible - The potential strain</p>	<p><b>Positive:</b> The benefits of reduced carbon emissions will be felt district-wide, contributing to global efforts to combat climate change. The improvements will also enhance local air quality, benefiting all residents.</p> <p><b>Negative:</b> Negative environmental impacts,</p>	<p><b>Positive:</b> Medium/Long term - The environmental and sustainability benefits will accrue over time as the policy is implemented and transportation habits shift.</p> <p><b>Negative:</b> Medium/Long</p>	<p><b>Positive:</b> Moderate - The positive impact on environmental sustainability could be significant, contributing to long-term public health improvements.</p> <p><b>Negative:</b> Minor to Moderate - The potential negative impacts could be minor to moderate,</p>

	<p>indicating the health benefits of low-carbon transport solutions, such as improved air quality and reduced greenhouse gas emissions.</p> <p><b>Negative:</b> The shift towards electric vehicles, while reducing emissions, may lead to increased demand for electricity, potentially straining the energy grid and causing indirect environmental impacts, such as increased emissions from non-renewable energy sources.</p>	<p>on the energy grid and associated negative impacts could occur if the transition to electric vehicles outpaces the development of renewable energy sources.</p>	<p>such as increased energy demand, could be more localised, affecting areas with less developed renewable energy infrastructure.</p>	<p>term - Negative impacts related to energy demand could also emerge over time, depending on the pace of infrastructure development.</p>	<p>depending on the district's ability to manage increased energy demand.</p>
--	---	--	---	---	---

<b>Policy DS03: Green Infrastructure</b>	<b>Health Impact Assessment Appraisal Tool: LCC Public Health</b>
--	---

<b>Direct influences on health and behaviour</b>	<p><b>Positive:</b> The policy promotes the development of high-quality green infrastructure, which can significantly enhance physical activity levels, reduce stress, and improve mental well-being. Green spaces are known to encourage outdoor activities like walking and cycling, which are</p>	<p><b>Positive:</b> Definite, given the well-documented evidence that green spaces lead to increased physical activity and mental health improvements.</p> <p><b>Negative:</b> Possible, particularly in areas where green infrastructure may not be well-integrated or maintained.</p>	<p><b>Positive:</b> The positive health impacts will likely be widespread across the district, benefiting diverse groups, especially those living near new or enhanced green spaces.</p> <p><b>Negative:</b> Negative impacts could be localised, affecting communities where green spaces are not well-maintained or are difficult to access.</p>	<p><b>Positive:</b> Medium to long-term, as the benefits of green infrastructure will accumulate over time as spaces are developed and used.</p> <p><b>Negative:</b> Medium to long-term, particularly if initial investments in maintenance and accessibility are not made.</p>	<p><b>Positive:</b> Major, given the strong evidence linking green spaces with improved physical and mental health.</p> <p><b>Negative:</b> Minor to moderate, depending on the extent of underutilisation or unequal distribution of green spaces.</p>
--	--	---	--	--	---

	<b>Nature</b>	<b>Likelihood</b>	<b>Scale / distribution</b>	<b>Timing</b>	<b>Severity</b>
	How will the proposal affect health? Positive or Negative?	Possible/ Probable/ Definite	Will different groups of people be impacted in different ways?	Short/ medium/ long term	Minor/ moderate/ major

	<p>beneficial for cardiovascular health and overall fitness (Twohig-Bennett &amp; Jones, 2018).</p> <p><b>Negative:</b> In some cases, if green spaces are poorly designed or maintained, they might not be used as intended, leading to underutilisation and missed opportunities for health benefits.</p>				
<b>Community and Social Influences</b>	<p><b>Positive:</b> The policy encourages the creation and enhancement of green infrastructure, which can strengthen community ties, enhance social networks, and foster a sense of</p>	<p><b>Positive:</b> Probable, as the social benefits of green spaces are well-supported by evidence.</p> <p><b>Negative:</b> Possible, particularly in areas where green space development is limited or neglected.</p>	<p><b>Positive:</b> The positive social impacts will be widespread, benefiting various demographic groups across the district, particularly in urban areas where social isolation is more prevalent.</p> <p><b>Negative:</b> Negative impacts may be more</p>	<p><b>Positive:</b> Medium to long-term, as social cohesion and community identity strengthen over time with the use of green spaces.</p> <p><b>Negative:</b> Medium to long-term, as issues may arise</p>	<p><b>Positive:</b> Moderate to major, depending on the extent to which green spaces are utilised and contribute to social cohesion.</p> <p><b>Negative:</b> Minor to moderate, depending on the degree of</p>

	<p>belonging. Access to green spaces is associated with higher levels of social cohesion and reduced social isolation.</p> <p><b>Negative:</b> If green spaces are not equitably distributed or maintained, it could lead to divisions within the community and exacerbate social exclusion for certain groups.</p>		<p>localised, affecting communities with limited access to well- maintained green spaces.</p>	<p>over time if spaces are not properly maintained or equitably accessible.</p>	<p>inequity in access and maintenance.</p>
<p><b>Living environmental conditions potentially affecting health</b></p>	<p><b>Positive:</b> The policy's emphasis on green infrastructure is likely to improve air quality, reduce noise pollution, and enhance the overall aesthetic of neighbourhoods.</p>	<p><b>Positive:</b> Definite, as the environmental benefits of green infrastructure are well-established.</p> <p><b>Negative:</b> Possible, particularly if maintenance of green spaces is inadequate.</p>	<p><b>Positive:</b> Benefits will likely be widespread, enhancing living conditions across various neighbourhoods, especially in areas currently lacking green spaces.</p>	<p><b>Positive:</b> Medium to long-term, as environmental improvements accumulate over time with the development and maturation of green infrastructure.</p>	<p><b>Positive:</b> Major, given the significant improvements in air quality, noise reduction, and overall living conditions associated with green infrastructure.</p>

	<p>Green spaces provide natural filtration for pollutants and offer quiet areas that reduce stress and promote relaxation.</p> <p><b>Negative:</b> There is a potential risk of increased exposure to allergens and disease vectors, particularly if green spaces are not well-managed.</p>		<p><b>Negative:</b> Negative impacts may be more localised, particularly in areas with poor green space management.</p>	<p><b>Negative:</b> Medium to long-term, particularly if maintenance is neglected.</p>	<p><b>Negative:</b> Minor to moderate, depending on the extent of potential negative environmental impacts.</p>
<p><b>Economic conditions and links affecting health</b></p>	<p><b>Positive:</b> The policy can stimulate local economies by increasing property values and attracting investment in areas with well-maintained green spaces. Green infrastructure</p>	<p><b>Positive:</b> Probable, as the economic benefits of green spaces are well-documented.</p> <p><b>Negative:</b> Possible, particularly in areas undergoing rapid gentrification.</p>	<p><b>Positive:</b> Economic benefits will likely be widespread, enhancing the overall economic health of the district.</p> <p><b>Negative:</b> Negative impacts may be localised to areas experiencing gentrification.</p>	<p><b>Positive:</b> Medium to long-term, as economic benefits accumulate with the development of green infrastructure.</p> <p><b>Negative:</b> Medium to long-term, as economic displacement</p>	<p><b>Positive:</b> Moderate to major, depending on the scale of economic benefits generated by green infrastructure.</p> <p><b>Negative:</b> Minor to moderate, depending on the extent of economic displacement.</p>

	<p>projects can also create jobs in landscaping, maintenance, and environmental management.</p> <p><b>Negative:</b> There could be economic displacement if property values increase too rapidly, potentially pricing out lower-income residents from their neighbourhoods.</p>			could take time to manifest.	
<b>Access to and quality of services</b>	<p><b>Positive:</b> The policy will improve access to recreational and green spaces, which are essential public services that promote physical and mental health. These spaces provide opportunities for</p>	<p><b>Positive:</b> Definite, as the benefits of access to quality green spaces are well-supported by research.</p> <p><b>Negative:</b> Possible, particularly in areas where green space access is limited or quality is poor.</p>	<p><b>Positive:</b> The benefits will likely be widespread, enhancing access to essential services for all residents, particularly in underserved areas.</p> <p><b>Negative:</b> Negative impacts could be localized, particularly in areas with poor green</p>	<p><b>Positive:</b> Medium to long-term, as the development and enhancement of green spaces will take time to fully realise their benefits.</p> <p><b>Negative:</b> Medium to long-term, particularly if access or quality</p>	<p><b>Positive:</b> Major, given the significant health benefits associated with access to quality green spaces.</p> <p><b>Negative:</b> Minor to moderate, depending on the extent of access and quality issues.</p>

	<p>physical activity, relaxation, and social interaction, which are critical for community well-being.</p> <p><b>Negative:</b> If green spaces are not accessible to all or if their quality is compromised, the expected health benefits may not be fully realised.</p>		<p>space access or maintenance.</p>	<p>issues are not addressed early on.</p>	
<p><b>Macro-economic, environmental and sustainability factors</b></p>	<p><b>Positive:</b> The policy supports long-term sustainability by enhancing biodiversity, improving climate resilience, and contributing to environmental conservation. Green infrastructure plays a critical role in mitigating</p>	<p><b>Positive:</b> Definite, as the sustainability benefits of green infrastructure are well-established.</p> <p><b>Negative:</b> Possible, particularly if green infrastructure is not adequately funded or maintained.</p>	<p><b>Positive:</b> Benefits will be widespread, contributing to the district's overall environmental sustainability and resilience to climate change.</p> <p><b>Negative:</b> Negative impacts, if any, would likely be localised and result from poorly executed projects.</p>	<p><b>Positive:</b> Long-term, as the benefits of sustainability measures and climate resilience will be realised over time.</p> <p><b>Negative:</b> Long-term, particularly if initial investments are inadequate.</p>	<p><b>Positive:</b> Major, given the critical importance of sustainability and climate resilience for long-term public health and environmental well-being.</p> <p><b>Negative:</b> Minor to moderate, depending on the effectiveness of planning and resource allocation.</p>

	<p>climate change impacts, such as urban heat islands and flooding, while promoting environmental health.</p> <p><b>Negative:</b> There is a potential risk that without proper planning and resources, green infrastructure projects may not achieve their intended sustainability goals, leading to suboptimal environmental outcomes.</p>				
--	--	--	--	--	--

## Recommendations and Mitigation Measures

This HIA assessment of the policies was conducted on the regulation 19 draft document therefore some of the Policy numbers may appear differently in the final Local Plan report. It is important to note that assessment recommendations are made in reference to the policy specifically being assessed therefore other policies in the Local Plan may cover some of the recommended considerations within other sections.

Some of the recommendations may fall outside the scope of Local Plans and planning however where the Local Plan can embed the highlighted recommendations it will benefit health and wellbeing outcomes.

### **Policy SP03: Green and blue Infrastructure Network**

#### **1. Promoting Physical Activity and Mental Well-being**

**Recommendation:** Consider ensuring that green and blue infrastructure is equitably distributed across all neighbourhoods to maximise access for all demographic groups, particularly considering the elderly and those in urban and lower-income areas of Harborough. Encourage the design of spaces that cater to different age groups, with a focus on appropriate design for elderly residents.

**Rationale:** The literature review and health profile data indicate that access to green spaces significantly improves physical activity levels and mental health. Equitable distribution will help reduce health disparities.

#### **2. Managing Overcrowding and Environmental Impact**

**Recommendation:** Consider implementing a green space management plan that includes regular maintenance, monitoring of usage patterns, and community involvement in upkeep. Consider creating additional green spaces or expanding existing ones in high-density areas to prevent overcrowding and degradation.

**Rationale:** Overcrowding and environmental degradation are identified risks in Policy SP03. Effective management can preserve the quality of these spaces, ensuring their continued health benefits.

#### **2. Supporting Social Cohesion and Preventing Gentrification**

**Recommendation:** Consider developing community engagement programs that involve residents in the planning, development, and maintenance of green spaces. Implement policies to protect affordable housing near newly developed green spaces to prevent displacement due to rising property values.

**Rationale:** Strengthening community ties while managing shifts towards gentrification will enhance social cohesion and ensure that all residents benefit from green and blue infrastructure.

### 3. Mitigating Health Risks from New Water Bodies

**Recommendation:** Consider engaging appropriate expert organisations to conduct thorough environmental assessments before introducing new blue infrastructure. Furthermore, it may be appropriate to engage expert organisations to develop public education campaigns on preventing vector-borne diseases and managing flood risks. Appraise water management systems to help ensure they are robust and capable of handling increased biodiversity.

**Rationale:** While blue infrastructure provides health benefits, there are potential risks such as disease transmission and flooding. Proactive measures will mitigate these risks.

### 4. Enhancing Economic Benefits and Addressing Inequality

**Recommendation:** Consider integrating green and blue infrastructure projects with local economic development plans. Encourage local hiring for the development and maintenance of these projects and provide incentives for businesses that support these initiatives.

**Rationale:** Linking green and blue infrastructure to economic opportunities can help alleviate some of the economic disparities highlighted in the health profile.

### 5. Improving Access to Health Services and Public Amenities

**Recommendation:** Consider ensuring that any new green and blue infrastructure is complemented by adequate public transportation and health services. This can include expanding healthcare facilities near these spaces and improving transport links to ensure they are accessible to all residents.

**Rationale:** The health profile indicates potential strain on existing infrastructure. Integrating service expansion with infrastructure development will enhance public health outcomes.

## 6. Monitoring and Evaluation

**Recommendation:** Where practicable consider establishing a monitoring framework to regularly assess the health impacts of green and blue infrastructure. Use metrics such which reflect health and wellbeing in addition to environmental quality indicators. Engage the community in this process through citizen science initiatives.

**Rationale:** Continuous monitoring will help identify emerging issues early and allow for timely interventions to sustain the health benefits of green and blue infrastructure.

## 7. Promoting Active Travel Through Green Infrastructure

**Recommendation:** Consider integrating active travel routes, such as walking and cycling paths, into the green and blue infrastructure network. These routes should connect key community amenities like schools, healthcare facilities, shopping areas, and public transport hubs. Encourage the use of these paths by ensuring they are safe, well-maintained, and accessible to all, including individuals with disabilities.

**Rationale:** The integration of active travel routes within green infrastructure promotes physical activity, reduces reliance on cars, and enhances overall public health by encouraging healthier, more sustainable modes of transport. This aligns with the broader public health goals of reducing obesity, improving cardiovascular health, and decreasing air pollution.

## Policy DN03: Mix of New Homes

### 1. Considering Housing Quality Across All Tenures

**Recommendation:** It is recommended to consider implementing and maintaining regular inspections and a proactive maintenance strategy to ensure that housing quality does not deteriorate over time, particularly in affordable housing developments.

**Rationale:** The HIA data and literature review highlight that poor housing quality is linked to adverse health outcomes, such as respiratory conditions and mental health issues, particularly among vulnerable groups like the elderly. Ensuring high standards across all tenures will help mitigate these risks, promoting well-being, especially for older adults who may be more susceptible to health issues due to poor housing conditions.

## 2. Encouraging Social Cohesion and Reducing Inequality

**Recommendation:** It may be beneficial to consider developing and supporting community engagement initiatives aimed at fostering social cohesion among residents of different housing tenures. This could include creating shared community spaces, organising local events, and promoting participatory decision-making processes that involve all demographic groups, including older adults.

**Rationale:** The literature review and HIA findings suggest that while mixed-tenure housing has the potential to enhance social cohesion, it can also result in social tensions if not well-managed. For elderly residents, social cohesion is particularly important as it can reduce isolation and enhance their quality of life. Initiatives that promote interaction across age groups and housing tenures can help build stronger, more inclusive communities, reducing the risk of social isolation for the elderly.

## 3. Addressing Housing Affordability to Improve Health Outcomes

**Recommendation:** It could be advantageous to prioritise the provision of affordable housing within new developments, ensuring that a portion is reserved for social rent which might help alleviate financial stress related to housing costs.

- **Rationale:** The HIA data highlights that housing affordability is closely linked to mental health issues, particularly among low-income families and elderly residents who may live on limited incomes. Ensuring that affordable housing is accessible to these groups can reduce health disparities and improve overall well-being, particularly in areas like Market Harborough Central where income deprivation is higher.

## 4. Integrating Environmental Health Measures into Housing Developments

**Recommendation:** Consider incorporating green spaces, adequate ventilation, and energy-efficient designs into all new housing developments. Homes should be well-insulated and free from dampness and mould, with specific attention to accessibility features that cater to the needs of older adults.

**Rationale:** The positive health impacts associated with good environmental quality—such as improved respiratory health and reduced urban heat islands—are well-documented in the literature review and HIA findings. For elderly residents, ensuring that homes are accessible, comfortable, and free from environmental hazards is critical in preventing falls, managing chronic conditions, and maintaining independence.

## 5. Monitoring and Evaluating the Impact of Tenure Mix on Public Health

**Recommendation:** It may be worth considering the establishment of a monitoring framework to evaluate the health impacts of mixed-tenure developments over time. This could include assessments of physical and mental health outcomes, social cohesion, and housing satisfaction among residents, with specific attention to the experiences of older adults.

**Rationale:** The literature review indicates that the effects of mixed-tenure developments on health and social outcomes can be complex and vary by context. For the elderly, monitoring should focus on how well the housing meets their needs in terms of accessibility, safety, and social engagement. By monitoring these impacts, it would be possible to identify any emerging issues and adjust strategies accordingly to maximise positive outcomes, such as improved mental well-being and community integration, while addressing any negative aspects like social tensions.

## 6. Promoting Active Travel and Sustainable Transport Options

**Recommendation:** It would be beneficial to consider integrating active travel infrastructure, such as safe walking and cycling routes, into new housing developments. These routes should connect residents to key amenities, public transport hubs, and green spaces, with a focus on making these routes accessible for older adults.

**Rationale:** The positive impacts of promoting active travel, as supported by the literature review and HIA findings, include increased physical activity, reduced obesity rates, and improved cardiovascular health. For elderly residents, safe and accessible

active travel options can promote independence, reduce the risk of falls, and encourage social interaction, all of which contribute to better health outcomes.

## **Policy DN05: Specialist Housing for Older People**

### **1. Ensuring Adequate and High-Quality Specialist Housing for Older Adults**

**Recommendation:** It would be beneficial to ensure that the development of specialist housing for older adults aligns with the projected increase in demand. This includes regular assessments of demographic trends and housing needs to avoid mismatches between supply and demand. Consider implementing regular maintenance checks to ensure that the housing design features that support aging are in place.

**Rationale:** The HIA data and literature review emphasise the importance of providing housing that meets the physical and environmental needs of older adults. Addressing the negative possibility of housing that does not meet required standards or is not properly maintained is crucial to prevent a decline in health outcomes related to poor living conditions, such as falls and chronic pain.

### **2. Promoting Equitable Distribution of Specialist Housing Across the District**

**Recommendation:** Consider strategies to ensure that specialist housing developments are evenly distributed across the district, particularly in areas identified as having higher levels of deprivation or limited access to healthcare services. This could involve targeted planning policies or incentives to encourage development in underserved areas.

**Rationale:** The HIA data highlights the risk of health disparities if specialist housing is unevenly distributed. By ensuring equitable access to high-quality housing, the policy can help mitigate these disparities and ensure that all older adults, regardless of their location, have access to the support they need.

### **3. Integrating Specialist Housing with Community and Social Infrastructure:**

**Recommendation:** It would be advantageous to prioritise the integration of specialist housing with existing community and social infrastructure. This includes ensuring that new developments are located in areas with good access to healthcare, social care, and public transport, and that they are designed to promote social interaction among residents.

**Rationale:** The literature review and HIA data indicate that social isolation is a significant issue among older adults in Harborough. By fostering opportunities for social interaction and ensuring easy access to services, the policy can help reduce social isolation and improve mental health outcomes. Addressing the negative impact of poorly integrated housing developments is essential for enhancing the well-being of residents.

### **3. Supporting Affordability and Financial Security for Older Adults**

**Recommendation:** Consider expanding the provision of affordable specialist housing, with particular attention to ensuring that these options are accessible to older adults living on fixed or low incomes. This could include exploring innovative housing solutions, such as mixed-tenure developments, to increase the availability of affordable options.

**Rationale:** The HIA data highlights the financial challenges faced by many older adults in Harborough. Ensuring the affordability of specialist housing is crucial for reducing financial stress and supporting the overall well-being of residents. Addressing the potential negative impact of increased housing costs or reduced affordability is key to maintaining the economic stability of older adults.

### **4. Enhancing Environmental and Sustainability Measures in Housing Developments**

**Recommendation:** It may be beneficial to incorporate energy-efficient designs, sustainable building practices, and green spaces into all new specialist housing developments. Regular monitoring and maintenance should be considered to ensure that these features are properly implemented and maintained.

**Rationale:** The literature review underscores the importance of sustainability in housing for older adults. By addressing the potential environmental impacts of construction and ensuring that housing remains energy-efficient and environmentally friendly, the policy can support long-term health and sustainability goals, reducing the burden on both residents and public services.

## 5. Ensuring Access to Quality Healthcare and Social Services

**Recommendation:** Consider coordinating with healthcare and social care providers to ensure that services can meet the increased demand generated by new specialist housing developments. This may involve expanding service capacity or enhancing transportation links to ensure that older adults can easily access the care they need.

**Rationale:** The HIA data identifies access to healthcare and social services as a critical concern for older adults. Ensuring that the necessary services are available and accessible can prevent the negative impacts associated with overstretched services, such as longer wait times and reduced quality of care, thereby supporting the overall health of residents.

## 6. Monitoring and Evaluating the Impact of Specialist Housing on Public Health

**Recommendation:** It would be advantageous to establish a framework for ongoing monitoring and evaluation of the health impacts of specialist housing developments. This should include assessments of physical and mental health outcomes, social cohesion, and resident satisfaction, with a focus on identifying and addressing any emerging issues.

**Rationale:** The literature review and HIA data suggest that the long-term success of specialist housing depends on its ability to adapt to the changing needs of residents. By monitoring these developments, it is possible to identify any negative impacts early and make adjustments to maximise positive outcomes, such as improved mental well-being and social integration.

## 7. Promoting Active Living and Social Engagement Among Older Adults

**Recommendation:** Consider incorporating features that promote active living, such as safe walking paths, communal gardens, and recreational facilities, into specialist housing developments. These features should be designed to encourage social interaction and physical activity among older adults.

**Rationale:** The literature review emphasises the importance of physical activity and social engagement for the well-being of older adults. By addressing the potential negative impacts of inactivity and social isolation, this recommendation supports the overall health and quality of life for residents in specialist housing.

## **Policy DN06: Gypsy and Traveller and Travelling Showpeople Accommodation**

### **1. Encouraging Adequate and Culturally Appropriate Accommodation**

**Suggestion:** It may be beneficial for planners to consider ensuring that the accommodation provided meets the cultural needs of Gypsy, Traveller, and Travelling Showpeople communities. This could involve incorporating larger plots for Travelling Showpeople and transit sites that support nomadic lifestyles. Engaging in regular consultations with these communities might help ensure that their specific needs and preferences are met.

**Rationale:** The HIA data and literature review highlight the importance of culturally sensitive housing in improving health outcomes. By addressing potential issues related to inadequate or culturally inappropriate accommodation, the policy could help enhance living conditions and reduce health disparities.

### **2. Promoting Site Quality and Maintenance**

**Suggestion:** It could be worthwhile to explore the establishment of stringent standards for the design, construction, and ongoing maintenance of sites. Regular monitoring and maintenance plans might help ensure that the sites remain safe, clean, and healthy environments.

**Rationale:** The HIA data indicates that poorly maintained sites have contributed to poor health outcomes, such as respiratory and gastrointestinal illnesses. By focusing on site quality, planners could help prevent these negative health impacts and support the long-term well-being of these communities.

### 3. Supporting Social Inclusion and Community Cohesion

**Suggestion:** Planners might consider developing strategies to promote the integration of Gypsy, Traveller, and Travelling Showpeople sites within larger residential developments. This could include community engagement initiatives to foster positive relationships between these communities and settled populations.

**Rationale:** The literature review and HIA findings suggest that social exclusion significantly contributes to poor mental health outcomes. By promoting social inclusion and reducing stigma, the policy could help mitigate social tensions and improve community cohesion.

### 4. Enhancing Access to Essential Services

**Suggestion:** It might be beneficial to ensure that new sites are located within safe walking distance of health, education, and social services. Coordination with service providers could be considered to ensure that these services can meet the increased demand from new site developments.

**Rationale:** The HIA data highlights the importance of access to services in improving health and educational outcomes for these communities. By focusing on service accessibility, planners could help reduce health disparities and ensure that these communities have the support they need to thrive.

### 5. Fostering Economic Opportunities and Stability

**Suggestion:** Planners could consider integrating economic opportunities into site developments, such as spaces for traditional trades or self-employment. Ensuring that sites are well-connected to local economies might also be beneficial for supporting access to employment opportunities.

**Rationale:** The literature review emphasises the link between economic stability and health outcomes. By considering ways to enhance economic opportunities, planners could help reduce financial stress and improve the overall well-being of these communities.

## 6. Encouraging Environmental Sustainability

**Suggestion:** It may be helpful to incorporate sustainable design practices into the development of new sites, including proper drainage, green infrastructure, sufficient waste disposal and energy-efficient designs. Site selection could prioritise locations that are not prone to environmental hazards such as flooding or pollution.

**Rationale:** The HIA data indicates that poor environmental conditions have a significant impact on health outcomes for these communities. By focusing on sustainability, planners could help ensure that sites remain safe and sustainable living environments.

## 7. Promoting Ongoing Monitoring and Community Engagement

**Suggestion:** Planners might find it useful to establish a framework for ongoing monitoring of the health and social outcomes of site residents. Regular engagement with the communities could also be considered to assess their needs and address any emerging issues.

**Rationale:** The literature review and HIA data suggest that continuous monitoring and community involvement are key to the success of these developments. By fostering ongoing dialogue and oversight, planners could help ensure that the needs of these communities are met and that health outcomes improve over time.

## 8. Addressing Resistance and Fostering Positive Community Relations

**Suggestion:** It may be beneficial to implement educational campaigns and community forums to address resistance from settled populations and promote understanding of the needs and rights of Gypsy, Traveller, and Travelling Showpeople communities. These efforts could aim to reduce stigma and foster positive relationships between different community groups.

**Rationale:** The HIA data highlights the potential for social tensions if these developments are not well-received by the broader community. By promoting positive community relations, planners could help ensure that the integration of these sites is successful, and that social cohesion is enhanced.

## Policy SP09: Development in the Countryside (Residential)

### 1. Community Engagement and Inclusion

**Recommendation:** Consider encouraging active community involvement in the planning stages of new rural developments. Establish forums or regular consultations with local residents to discuss upcoming projects and gather input on how these developments can best serve the needs of the community.

**Rationale:** Engaging with the community early in the planning process can help identify local needs and concerns, fostering a sense of ownership and inclusion. The HIA data indicates that poorly integrated developments can lead to social tensions and isolation, particularly in rural areas with strong community ties. Literature also supports the importance of community engagement in reducing resistance to development and promoting social cohesion

### 2. Ensuring Access to Healthcare Services

**Recommendation:** Consider the capacity of existing healthcare services when planning new developments, and explore opportunities to enhance or expand these services as needed to accommodate new residents.

**Rationale:** The HIA data highlights the potential strain on existing healthcare services in rural areas, where access is already limited. The literature emphasises that proximity to healthcare services is critical for maintaining public health, particularly for older adults and low-income families. Expanding healthcare capacity in line with new developments can mitigate potential negative health outcomes associated with increased population density.

### 3. Preservation of Green Spaces

**Recommendation:** Maintain and enhance access to green spaces in all new rural developments, ensuring these areas are preserved for public use and contribute to the physical and mental well-being of residents.

**Rationale:** Green spaces are vital for promoting physical activity, reducing stress, and improving mental health, as supported by both the HIA findings and literature on green exercise. The HIA data suggests that any reduction in green space availability due to poorly managed development could significantly impact public health. Therefore, preserving these spaces is crucial for sustaining long-term health outcomes.

### 4. Development Scale and Integration

**Recommendation:** Where practicable consider ensuring that new developments in rural areas are proportionate in scale and well-integrated with existing settlements, maintaining the character of the countryside while providing necessary housing.

**Rationale:** The HIA data indicates that developments that are too large or poorly integrated can disrupt the social fabric of rural communities and strain local services. Literature on rural planning emphasises the importance of scaling developments appropriately to avoid urban sprawl and preserve the rural environment's quality.

### 5. Affordable Housing Provision

**Recommendation:** Consider prioritising the inclusion of affordable and specialist housing within new rural developments to meet the needs of younger families, older adults, and low-income residents, ensuring these homes are well-distributed across the district.

**Rationale:** The HIA data highlights a significant need for affordable housing in rural areas to prevent the displacement of low-income residents and support community vitality. Literature supports the provision of affordable housing as a critical component of sustainable rural development, helping to maintain a diverse population and reduce social inequalities.

### 1. Sustainable Transport Options

**Recommendation:** Consider encouraging the development of sustainable transport options, such as walking and cycling paths, to connect new residential areas with existing settlements and services.

**Rationale:** The HIA data points to the importance of maintaining accessibility in rural developments. Promoting sustainable transport options can help reduce reliance on cars, mitigate traffic congestion, and enhance public health by encouraging physical activity. The literature also suggests that well-connected communities are more resilient and have better health outcomes

### 2. Infrastructure and Service Capacity

**Recommendation:** Consider the capacity of local infrastructure, including roads, schools, and utilities, in the planning of new developments. Where necessary, improvements should be made to ensure that existing services can accommodate increased demand.

**Rationale:** The HIA data indicates that increasing population density in rural areas without corresponding infrastructure improvements can lead to overburdened services, which can negatively affect public health. Literature emphasises the importance of aligning development with infrastructure capacity to ensure that communities remain liveable and sustainable

### 3. Environmental Sustainability Measures

**Recommendation:** Integrate environmental sustainability measures into all new rural developments where practicable, including energy-efficient building practices, sustainable water management, and the protection of local biodiversity.

**Rationale:** The HIA data and literature both highlight the importance of environmental quality in determining public health outcomes. Sustainable development practices can reduce the environmental footprint of new housing, protect natural resources, and ensure that rural communities remain resilient to climate change and other environmental challenges.

## 9. Economic Development and Local Employment

**Recommendation:** Consider supporting the development of housing linked to rural businesses to sustain local economies and provide employment opportunities that enhance economic stability and public health.

**Rationale:** The HIA data indicates that economic stability is a significant determinant of health in rural areas. Supporting local businesses through linked housing can help maintain vibrant rural economies and reduce health disparities associated with economic deprivation

## Policy SP10: Green Wedges

### 1. Enhance Accessibility for Older Adults and Vulnerable Populations

**Recommendation:** Consider implementing measures to ensure that Green Wedges are easily accessible to older adults and vulnerable populations, such as those with limited mobility or living in rural areas. This could include the installation of age-friendly infrastructure like well-maintained paths, rest areas with benches, and clear signage.

**Rationale:** The aging population in Harborough, as highlighted in the HIA data, will increasingly rely on accessible outdoor spaces for physical activity and social interaction. Ensuring that Green Wedges are easily accessible to all residents will help mitigate the effects of social isolation and support mental and physical health among older adults. This recommendation aligns with the demographic trends and health needs identified in the HIA.

### 2. Promote Age-Friendly and Inclusive Activities

**Recommendation:** Encourage the integration of age-friendly and culturally inclusive activities within Green Wedges where practicable, such as opportunities for physical activity, tailored to meet the needs of the growing older population and diverse community groups.

**Rationale:** Given the rising mental health concerns and the importance of maintaining physical activity among older adults, promoting inclusive activities in Green Wedges can help foster community engagement, reduce social isolation, and improve mental well-being. The HIA data highlights the need for social inclusion and community support, particularly for vulnerable groups, making this a practical approach for planners.

### **3. Implement Sustainable Transport Solutions to Improve Access**

**Recommendation:** Consider advocating for the integration of sustainable transport options, such as shuttle services or enhanced public transport routes, to improve access to Green Wedges, particularly for residents in rural or socially isolated areas.

**Rationale:** The HIA data identifies social isolation and limited rural infrastructure as significant challenges. Improving transport links to Green Wedges will ensure that more residents, especially those in remote areas, can benefit from these spaces. This will also help reduce barriers to physical activity and improve overall well-being.

### **3. Maintain and Enhance Environmental Quality**

**Recommendation:** Consider implementing regular monitoring of air and water quality, biodiversity, and the condition of recreational facilities where changes to infrastructure or planning are taking place that risk changing the environmental determinants of health. Planners may consider incorporating features that enhance environmental resilience, such as natural water filtration systems and native vegetation to support biodiversity.

**Rationale:** The HIA data underscores the importance of environmental quality in maintaining public health. By focusing on environmental preservation and enhancement, planners can ensure that Green Wedges continue to provide significant health benefits, including improved air quality and stress reduction, which are particularly important for older adults and those with chronic conditions.

### **4. Promote the Integration of Health and Social Services within Green Wedges**

**Recommendation:** Explore opportunities for integrating health and social services within or adjacent to Green Wedges, such as mobile health units, particularly in areas with limited access to healthcare.

**Rationale:** The aging population and the need for more accessible healthcare services in Harborough are highlighted in the HIA data. By integrating health services within Green Wedges, planners can address barriers to healthcare access, support chronic disease management, and promote preventive health measures in a natural, restorative environment.

## 6. Ensure Long-Term Sustainability and Community Engagement

**Recommendation:** Consider ways to advocate for the development of long-term sustainability plans for Green Wedges that include active community involvement in the management and stewardship of these areas. Encourage local communities to participate in conservation efforts, educational programs, and the planning process to foster a sense of ownership and responsibility.

**Rationale:** The HIA data indicates the importance of community engagement and environmental stewardship in maintaining the health benefits of Green Wedges. By involving the community in the care and management of these spaces, planners can ensure that they remain well-maintained and valued, supporting both environmental sustainability and public health.

## Policy IN01: Community Facilities

### 1. Consider Implementing Age-Friendly Design and Accessibility in Community Facilities

**Recommendation:** It could be valuable to explore incorporating age-friendly designs in community facilities, particularly in rural areas with a growing elderly population. Features such as accessible entrances, clear signage, and well-lit areas will likely enhance usability for older residents.

**Rationale:** Evidence indicates that as the population ages, making spaces more accessible and inclusive can reduce social isolation and support the overall well-being of older residents.

## 2. Facilitating Digital Access and Inclusion

**Recommendation:** Consider incorporating digital access points within community facilities to provide residents with access to online services, particularly in areas with limited digital connectivity.

**Rationale:** While not directly highlighted within the HIA data or by stakeholders this is a frequent finding within the research literature. Digital access is increasingly important for accessing health information and services. Providing digital access within community spaces can help bridge the digital divide, particularly in rural areas.

## 3. Encouraging the Development of Outdoor Play Facilities

**Recommendation:** Consider encouraging the development and enhancement of outdoor play facilities within community spaces. These areas should be designed to promote social interaction, physical activity, and cognitive development among children, fostering a sense of community from a young age.

**Rationale:** The HIA findings and literature review emphasise highlight rising concerns around childhood obesity and the need for spaces that encourage healthy lifestyles, well-designed play facilities can serve as crucial environments for fostering social connections and promoting physical activity among children.

## 4. Explore Opportunities to Integrate Healthcare Access in Community Facilities

**Recommendation:** Consider the role of community facilities in integrating healthcare opportunities, such as mobile clinics. Partnering with local healthcare providers to offer regular health screenings and mental health support within these spaces could be beneficial.

**Rationale:** Given the strain on healthcare services, particularly in rural areas, providing accessible local healthcare options is likely to support community health, especially for the elderly.

## 5. Consider Inclusive Planning to Address Economic and Social Disparities

**Suggestion:** It might be helpful to engage diverse demographic groups in the planning and development of community facilities. This could help ensure that the specific needs of all residents, including low-income families, ethnic minorities, and the elderly, are addressed. Developing programs within these facilities that offer support services, such as financial advice and job training, might also be beneficial.

**Rationale:** Addressing economic disparities and social isolation through inclusive planning is supported by evidence as a way to enhance the positive impact of community facilities on all residents.

## 6. Consider Expanding Social and Recreational Programming with a Focus on Mental Health

**Suggestion:** It could be worthwhile to expand social and recreational programming in community facilities, with a particular emphasis on mental health. Activities such as mindfulness workshops, peer support groups, and exercise classes might help promote well-being, especially among women and the elderly, who are identified as high-risk groups for mental health concerns. Therefore, advocating for planning and design elements with these activities in mind will likely have a good impact on residents health and wellbeing.

**Rationale:** With rising mental health issues, offering targeted programs in community facilities is likely to improve overall mental well-being, particularly for vulnerable groups.

## 7. Balancing Commercialisation with Community Needs

**Recommendation:** Consider the need to balance any commercial activities within community facilities with the needs of the local population, particularly vulnerable groups, to avoid alienation and ensure these spaces remain inclusive.

**Rationale:** The HIA findings indicate that while commercialisation can bring economic benefits, it is important to maintain the traditional roles of community facilities to prevent the exclusion of economically disadvantaged residents. Balancing these aspects will help sustain the social fabric of the community.

## Policy IN02: Open space and Playing Pitches

### 1. Promote Equitable Access to Open Spaces and Playing Pitches

**Recommendation:** Consider prioritising the development of new open spaces and playing pitches in underserved areas, particularly in rural and economically disadvantaged neighbourhoods like Market Harborough. Additionally, ensure that these spaces are accessible to mobile health units, which can provide essential healthcare services to residents in remote locations.

**Rationale:** The HIA data highlights significant social and economic disparities in Harborough, particularly in areas like Market Harborough Central, where higher levels of income deprivation and unemployment correlate with poorer health outcomes. Ensuring equitable access to open spaces in these areas can mitigate these disparities by promoting physical activity and mental well-being. Furthermore, given the rural nature of Harborough and the challenges of accessing healthcare services in remote areas, making these spaces accessible to mobile health units is crucial. This approach aligns with the literature review, which emphasises the role of open spaces in enhancing public health and reducing health inequalities.

### 2. Ensure Age-Friendly and Accessible Design of Open Spaces

**Recommendation:** Consider incorporating age-friendly design principles into the planning of open spaces and playing pitches to accommodate the district's growing elderly population. This could include providing accessible pathways, seating, and facilities that encourage older adults to engage in physical and social activities. Additionally, ensure that these spaces are designed with sufficient access for mobile health units to serve the elderly population effectively.

**Rationale:** The HIA findings highlight the projected increase in the over-65 population in Harborough, which will lead to greater demand for healthcare services and age-friendly environments. The data underscores the importance of creating spaces that support healthy aging, which is critical for maintaining the health and well-being of the elderly. The literature review supports the integration of age-friendly design to reduce social isolation and promote physical activity among older adults. Additionally, providing access for mobile health units aligns with the need to improve healthcare accessibility in rural areas, as noted in both the HIA data and stakeholder feedback.

### 3. Enhance Community Involvement in Planning and Maintenance

**Recommendation:** Consider actively involving community members, particularly those from vulnerable groups such as ethnic minorities, low-income families, the elderly, and people with disabilities, in the planning and design of open spaces and playing pitches. Additionally, consider establishing community-led maintenance programs to ensure these spaces remain well-kept, accessible, and welcoming.

**Rationale:** The HIA data and stakeholder engagement analysis reveal significant health inequalities among vulnerable groups, including ethnic minorities and the elderly. Involving these groups in the planning process ensures that open spaces meet their needs, reducing health disparities and fostering a sense of ownership. The literature review supports the idea that community involvement leads to better-designed spaces that are more likely to be used and maintained. Additionally, community-led maintenance can address concerns about the long-term sustainability and usability of these spaces, as highlighted in the HIA findings.

### 4. Implement Targeted Interventions to Address Social Isolation

**Recommendation:** Consider developing and implementing planning and design features within open spaces and playing pitches that are specifically designed to address social isolation, this may involve engaging with expert stakeholders to assist in this process, particularly to support those who are elderly and residents in rural areas. Additionally, consider how these spaces can be used to facilitate the deployment of mobile health units to further reduce isolation by bringing healthcare directly to these communities.

**Rationale:** The HIA findings indicate that social isolation is a significant concern, particularly in Harborough's rural areas where transportation and access to services are limited. The stakeholder feedback also highlights the risk of increased social isolation among the elderly due to poor transportation links and limited access to community services. Developing targeted interventions in open spaces can help mitigate these risks by providing opportunities for social interaction and community engagement. The literature review supports the use of open spaces to promote social cohesion and reduce isolation, particularly for vulnerable

groups. Additionally, integrating mobile health units into these interventions can further enhance healthcare accessibility and reduce the barriers faced by isolated communities.

## **Policy DS01: Design**

### **1. Encourage the Integration of Active Design Principles**

**Recommendation:** Consider integrating active design principles into new developments, such as ensuring the inclusion of safe pedestrian pathways, cycling routes, and accessible green spaces. These design elements should cater to all age groups, particularly the elderly- and consider dementia friendly design.

**Rationale:** The HIA data indicates a high prevalence of sedentary lifestyles, which contribute to chronic diseases such as obesity and cardiovascular issues. The literature review highlights the importance of walkable neighbourhoods and accessible green spaces in promoting physical activity and reducing stress. By prioritising active design, developments can foster healthier lifestyles and improve mental well-being, particularly for vulnerable groups like the elderly and those with limited mobility.

### **2. Prioritise Age-Friendly and Accessible Design**

**Recommendation:** Consider incorporating age-friendly and universally accessible design features in all new developments. This could include the creation of easy-to-navigate public spaces, accessible building entrances, and infrastructure that supports mobility aids. Additionally, ensure these spaces are accessible for mobile health units, which are critical for providing healthcare services in rural areas.

**Rationale:** The HIA findings emphasise the growing elderly population in Harborough, which necessitates environments that support healthy aging. The literature review supports the integration of design elements that cater to the needs of older adults, which can reduce social isolation and improve access to essential services. Ensuring accessibility for mobile health units aligns with the need to improve healthcare access in remote and rural areas, as identified in both the HIA and stakeholder feedback.

### **3. Foster Community Cohesion Through Inclusive Design**

**Recommendation:** Consider designing public spaces within new developments to be inclusive and reflective of the local community's character. These spaces should facilitate social interaction and be adaptable to various community activities, enhancing social cohesion and reducing isolation. Community engagement should be a key part of the planning process to ensure that the design meets local needs.

**Rationale:** The HIA data and stakeholder analysis highlight the importance of social cohesion in maintaining community well-being. The literature review emphasises the role of well-designed public spaces in fostering social interactions and community identity. By creating inclusive, community-centred designs, developments can strengthen social ties and reduce the risks of social isolation, particularly in rural and underserved areas.

#### **4. Implement Crime Prevention Through Environmental Design (CPTED)**

**Recommendation:** Consider adopting Crime Prevention Through Environmental Design (CPTED) principles in new developments to enhance safety and reduce crime. This includes incorporating natural surveillance, clear sightlines, adequate lighting, and community-friendly spaces that discourage antisocial behaviour.

**Rationale:** The HIA findings point to the need for safe environments to support mental well-being and community cohesion. The literature review supports the application of CPTED principles, which have been shown to reduce crime and improve residents' perceptions of safety. By implementing these design strategies, new developments can contribute to safer, more resilient communities, enhancing overall public health.

#### **5. Promote Environmental Sustainability and Climate Resilience**

**Recommendation:** Consider integrating sustainable design practices into all new developments, including the use of green infrastructure, energy-efficient building materials, and landscaping that supports biodiversity. Additionally, ensure that developments are designed to be resilient to climate change, such as through the use of permeable surfaces to reduce flood risk.

**Rationale:** The HIA data and literature review underscore the importance of environmental quality in public health. Sustainable design can mitigate urban heat islands, reduce pollution, and enhance biodiversity, all of which contribute to healthier living environments. By promoting sustainability and resilience in design, developments can help protect the health of residents while addressing long-term environmental challenges.

## 6. Enhance Access to Services Through Strategic Design

**Recommendation:** Consider designing developments to enhance connectivity and accessibility to essential services, such as healthcare, education, and recreation. This includes ensuring that public transport links are integrated into the design and that developments are accessible to mobile health units, particularly in rural areas where access to services is limited.

**Rationale:** The HIA findings highlight the challenges of accessing healthcare and other services in rural areas, contributing to health inequalities as it is common for those in more deprived areas to pay significantly more for services due to a lack of access to more affordable options. The literature review supports the idea that well-connected, accessible environments can improve access to services, leading to better health outcomes. By designing developments with strategic connectivity in mind, Harborough can ensure that all residents, particularly those in underserved areas, have access to the services they need.

## 7. Consider Adequate and Accessible Community Car Parking

**Recommendation:** Consider designing new developments with sufficient and accessible community car parking facilities, particularly to accommodate carers, mobile healthcare units, and residents with mobility challenges. These parking areas should be conveniently located near essential services and community facilities to ensure ease of access for those providing care and those receiving it. The literature supports this would also help mitigate community cohesion tensions.

**Rationale:** The HIA findings and stakeholder engagement highlight the challenges faced by the elderly and individuals with mobility issues in accessing essential services. The literature review emphasises the importance of accessibility in promoting public health, particularly for vulnerable populations. Adequate parking that accommodates the needs of carers and mobile healthcare units is essential for ensuring that these groups can easily access the services and support they need, thereby reducing barriers to care and promoting overall well-being.

## Policy DS02: Managing Transport Impacts

### 1. Consider Enhancing Rural Transport Connectivity

**Recommendation:** Consider expanding and improving public transport links in rural areas to reduce social isolation and ensure access to essential services, including healthcare and employment opportunities.

**Rationale:** The HIA findings highlighted that social isolation and poor transport links in rural areas contribute significantly to health inequalities, particularly among the elderly and low-income families. Improving transport connectivity in these areas can enhance access to healthcare, reduce isolation, and support the economic and social inclusion of vulnerable groups.

### 2. Consider Supporting Mobile Health Services

**Recommendation:** Consider integrating infrastructure to support mobile health units, including accessible parking and designated service areas in both urban and rural settings.

**Rationale:** The HIA data pointed out the challenges faced by the elderly and those in rural areas in accessing healthcare. Supporting mobile health services through dedicated infrastructure will help bridge the gap in healthcare accessibility, ensuring that all residents, particularly those in remote areas, can receive timely medical care.

### 3. Consider Addressing Environmental and Pollution Concerns

**Recommendation:** Consider implementing green infrastructure, such as green corridors, trees, and noise barriers, along major transport routes to mitigate air and noise pollution.

**Rationale:** The HIA findings highlighted concerns about increased exposure to air pollution and noise for those using active transportation. The literature review further supports the importance of green infrastructure in improving air quality and reducing noise pollution, which are critical for safeguarding public health, particularly in high-traffic areas.

#### 4. Consider Economic Interventions to Prevent Displacement

**Recommendation:** Consider implementing measures to mitigate the risk of economic displacement due to rising property values associated with improved transport infrastructure. This could include affordable housing initiatives and community support programs.

**Rationale:** The HIA raised concerns about potential economic inequality exacerbated by rising living costs, particularly in areas benefiting from new transport developments. Addressing these risks is essential to prevent further entrenchment of economic disparities, which could lead to adverse health outcomes for low-income residents.

#### 5. Consider Expanding Active Transport Options

**Recommendation:** Consider enhancing infrastructure for walking and cycling across the district, particularly in underserved areas, to promote physical activity and reduce reliance on cars.

**Rationale:** The HIA findings indicate that higher physical activity levels in Harborough contribute positively to public health, but there are disparities in access to safe active transport routes. Expanding active transport infrastructure can help address these disparities, encouraging more residents to engage in physical activity, which is crucial for preventing lifestyle-related diseases.

#### 6. Consider Enhancing Access to Green and Blue Spaces

**Recommendation:** Consider improving access to green and blue spaces, particularly in areas with new transport developments, to support mental well-being and community cohesion.

**Rationale:** The HIA and stakeholder analysis identified the importance of green and blue spaces for physical and mental health. Ensuring that new transport developments do not encroach on these spaces, but rather improve access to them, will be crucial for maintaining and enhancing community well-being.

#### 7. Consider Community Car Parking for Healthcare Access

**Recommendation:** Consider providing community car parking spaces, particularly near healthcare facilities and in areas where mobile healthcare units operate, to support access for carers and residents with limited mobility.

**Rationale:** The HIA highlighted the importance of accessible healthcare for the elderly and vulnerable populations. Ensuring that there is sufficient parking for carers and those accessing healthcare services will help improve health outcomes, especially for those who rely on personal vehicles or are involved in providing care to others.

## 8. Consider Engaging with Vulnerable Populations in Transport Planning

**Recommendation:** Consider actively involving vulnerable groups, such as the elderly, low-income families, and ethnic minorities, in the planning and decision-making processes for new transport projects to ensure that their specific needs are met.

**Rationale:** The HIA findings suggest that certain populations, including ethnic minorities and the elderly, face systemic barriers that contribute to health inequalities. Engaging these groups in the planning process will help ensure that transport solutions are inclusive and equitable, addressing their unique challenges and reducing health disparities.

## Policy DS03: Green Infrastructure

### 1. Improve Accessibility and Equity in Green Space Distribution

**Recommendation:** Consider prioritising the development and enhancement of green spaces in underserved and vulnerable communities, such as areas with higher levels of income deprivation, social isolation, and health inequalities. Ensure that these spaces are accessible to all, including the elderly, people with disabilities, and low-income families.

**Rationale:** The data analysis highlighted that areas like Market Harborough Central suffer from income deprivation and poor health outcomes. Stakeholders have expressed concerns about social isolation and the unequal distribution of green spaces, particularly in rural areas. Ensuring equitable access to green spaces can help mitigate these disparities by providing all residents with the health benefits associated with green infrastructure, such as increased physical activity, reduced stress, and

improved mental well-being. Furthermore, accessible green spaces can foster social cohesion and community resilience, particularly in communities facing economic and social challenges.

## **2. Enhance Community Involvement in Green Infrastructure Planning and Maintenance**

**Recommendation:** Consider actively involving community members, particularly those from vulnerable groups such as ethnic minorities, low-income families, and people with disabilities, in the planning and design of green spaces. Additionally, establish community-led maintenance programs to ensure these spaces remain well-kept, safe, and welcoming.

**Rationale:** The thematic analysis of stakeholder responses indicates that community involvement is crucial for the success of local projects. Involving the community in the planning and maintenance of green infrastructure ensures that these spaces meet the diverse needs of the population and are designed to be inclusive and accessible. This approach also fosters a sense of ownership and pride, which is essential for the long-term sustainability of these spaces. By engaging the community, Harborough can create green spaces that are not only functional but also enhance social networks and reduce feelings of isolation.

## **3. Integrate Green Infrastructure with Public Health Goals**

**Recommendation:** Consider aligning the development of green infrastructure with broader public health goals, such as increasing physical activity levels, reducing obesity, and addressing mental health concerns. This could include designing green spaces that encourage active lifestyles (e.g., walking paths, cycling routes, exercise areas) and providing spaces for mental relaxation and social interaction.

**Rationale:** The HIA findings and literature review emphasise the strong link between green infrastructure and public health. Green spaces promote physical activity, which is crucial in combating rising obesity rates, particularly among children in Harborough. Additionally, green spaces have been shown to reduce stress and improve mental health outcomes, which is particularly important given the rising mental health concerns highlighted in the data analysis. By designing green spaces that support these public health goals, Harborough can improve overall community well-being and reduce health inequalities.

## **4. Address Potential Economic Displacement Through Inclusive Planning**

**Recommendation:** Consider implementing strategies to mitigate economic displacement that could result from increased property values near green spaces. This could include ensuring that affordable housing is integrated into developments adjacent to new or enhanced green spaces.

**Rationale:** The data analysis and stakeholder feedback indicate concerns about rising living costs and economic inequalities, particularly in areas experiencing gentrification. While green infrastructure can boost property values and attract investment, there is a risk that lower-income residents may be displaced, exacerbating existing health disparities. By integrating affordable housing into green space developments, Harborough can ensure that the benefits of green infrastructure are accessible to all residents, regardless of income, thereby promoting economic and social equity.

## 5. Promote Sustainability and Climate Resilience Through Green Infrastructure

**Recommendation:** Consider incorporating sustainable design practices into green infrastructure development, such as using native plant species, implementing rain gardens, and creating green roofs. Additionally, ensure that green spaces contribute to climate resilience by mitigating urban heat islands, reducing flooding risks, and enhancing biodiversity.

**Rationale:** The literature review and HIA findings highlight the environmental benefits of green infrastructure, including improved air quality, noise reduction, and climate change mitigation. Harborough's largely rural landscape, combined with its growing urban areas, presents both challenges and opportunities for sustainability. By promoting green infrastructure that supports biodiversity, reduces environmental impacts, and enhances climate resilience, Harborough can create a healthier, more sustainable community that is better equipped to face future environmental challenges.

## Conclusion

The Health Impact Assessment (HIA) for Harborough District's Local Plan highlights the significant potential for the plan to positively influence public health across the district. By integrating considerations such as housing quality, access to green spaces, and support for vulnerable populations, the Local Plan aims to create an environment that fosters better physical and mental health outcomes for all residents. This HIA was conducted on the first draft of the regulation 19 Local Plan document.

Health and wellbeing is considered and embedding across different policies throughout the Local Plan. This HIA report recognises that the Local Plan will be subject to other assessments such as Sustainability Appraisal that considers wider determinants of health aspects such as air quality, design, socio-economic and education.

The findings indicate that while there are strong health-protecting factors, such as high life expectancy and a robust healthcare infrastructure, the district also faces challenges, particularly in addressing health inequalities among vulnerable groups and managing the impacts of social and economic disparities. To maximize the health benefits of the Local Plan, it is crucial to focus on enhancing community facilities, improving healthcare access, and ensuring that development practices are sustainable and inclusive.

By addressing these issues, Harborough District can not only safeguard the health and well-being of its current residents but also build a more equitable and resilient community for the future. The recommendations provided in this HIA serve as a roadmap to achieving these goals, ensuring that health remains a central focus in the district's growth and development strategy.